

CE 7

Piezas para el modelo

Parts list model

■ En las páginas siguientes encontrará los despieces de los distintos componentes del vehículo, así como la relación de las piezas que los componen debidamente referenciadas. Esto le servirá para identificar correctamente cualquier pieza que pueda precisar.

Para solicitar piezas de repuesto es preciso indicar: **Nº de bastidor, Nº de tabla, Nº de figura y Nº de referencia de la pieza.**

Para su comodidad y mejor servicio, pida los repuestos que precise al Distribuidor Oficial más próximo.

La Empresa Constructora se reserva el derecho de variar cualquier característica sin previo aviso, si lo considera conveniente para la mejora de sus vehículos.

■ *On the following pages you will find the list of spares of different components of the vehicle; and duly referenced to identify the spare you need.*

*In order to ask for spares you must indicate: **Nr. of chassis, Nr. of table. Nr. of figure and Nr. of reference.***

For your comfort and best service, please order the spares to your nearest Official Distributor. The manufacturer reserves the right of changing their characteristics without any previous notice, if it is considered suitable to improve the vehicles



Indice Index

Motor / Engine	
Motor y silenciador / <i>Engine and muffler</i>	7
Embrague / <i>Clutch</i>	8
Filtro Aire / <i>Air filter</i>	9
Depósito combustible / <i>Fuel tank</i>	10
Soporte motor / <i>Engine supports</i>	11
Manivela arranque / <i>Starting handle</i>	12
Transmisión / Transmission	
Campana embrague / <i>Clutch bell housing</i>	13
Caja de cambios (ext.) / <i>Gearbox (ext.)</i>	14
Caja de cambios (int.) / <i>Gearbox (int.)</i>	15
Diferencial / <i>Differential</i>	16
Palancas mandos cambio / <i>Shift gear levers</i>	17
Puente delantero / <i>Front axle</i>	18
Freno / <i>Frein</i>	19
Frenos hidráulicos / <i>Hydraulic brakes</i>	20
Puente directriz / <i>Rear axle (4x4)</i>	21
Transmisión eje / <i>Axle transmission (4x4)</i>	22
Cilindro dirección / <i>Steering cylinder (4x4)</i>	23
Piñón ataque / <i>Drive pinion (4x4)</i>	24
Desconector 1 / <i>Disconnecter 1 (4x4)</i>	25
Desconector 2 / <i>Disconnecter 2 (4x4)</i>	26
Desconector 3 / <i>Disconnecter 3 (4x4)</i>	27
Desconector 4 / <i>Disconnecter 4 (4x4)</i>	28
Pedal / <i>Pedal (4x4)</i>	29
Junta cardán / <i>Cardan joint (4x4)</i>	30
Puente trasero directriz (opcional / <i>Rear axle (optional)</i>	31
Cilindro dirección / <i>Steering cylinder (4x4)</i>	32
Bastidor / Chassis	
Bastidor y contrapeso / <i>Chassis and counterweight</i>	33
Acelerador / Accelerator	
Acelerador / <i>Accelerator</i>	34
Embrague / Clutch	
Pedales / <i>Pedals</i>	35
Freno / Brake	
Instalación frenos hidráulico / <i>Installation freins hydraulique</i>	36
Bomba de frenos / <i>Brake pump</i>	37
Freno de estacionamiento / <i>Parking brake</i>	38
Dirección / Steering	
Dirección hidráulica / <i>Hydraulic steering</i>	39
Ruedas / Wheels	
Ruedas traseras / <i>Rear Wheels</i>	40
Ruedas delanteras / <i>Front Wheels</i>	41
Carrocería / Body	
Soportes dirección / <i>Steering Bracket</i>	42
Protectores / <i>Protectors</i>	43
Faldones ruedas / <i>Mudflaps</i>	44
Protector conductor / <i>Driver protector</i>	45
Asiento / <i>Seat</i>	46
Plataforma / <i>Platform</i>	47

Indice

Index

Implementos funcionamiento máquina / Machine operation tools	
Mástil / Mast	48
Fijación tolva / Skip fixation	49
Desplazamiento lateral / Lateral displacement	50
Cilindro mástil / Mast cylinder	51
Cilindro inclinación / Tilting cylinder	52
Instalación circuito hidráulico / Hydraulic diagram installation	
Accionamiento con dirección hidráulica / Actionament with hydraulic steering	53
Distribuidor / Distributor	55
Depósito aceite / Hydraulic oil tank	56
Instalación eléctrica / Electric intallation	
Tablier arranque / Starting panel	57
Arranque / Starting elec.	58
Instalación eléctrica alumbrado / Lighting installation	60
Tablier alumbrado / Lighting panel	62
Arranque / Starting elec. PERKINS	63
Tablier arranque / Starting panel PERKINS	64
Instalación eléctrica alumbrado / Lighting installation PERKINS	65
Tablier alumbrado / Lighting panel PERKINS	66
Faro giratorio / Rotating beacon	67
Acabados / Finish	
Placas / Plates	68
Protector tablier / Panel protector	70
Opciones y variantes / Option and variants	
Ruedas especial hierba / Special grass tyres	71
Protector carga / Load protector	72
Tolva / Hopper	73
Faro giratorio / Rotating beacon	74

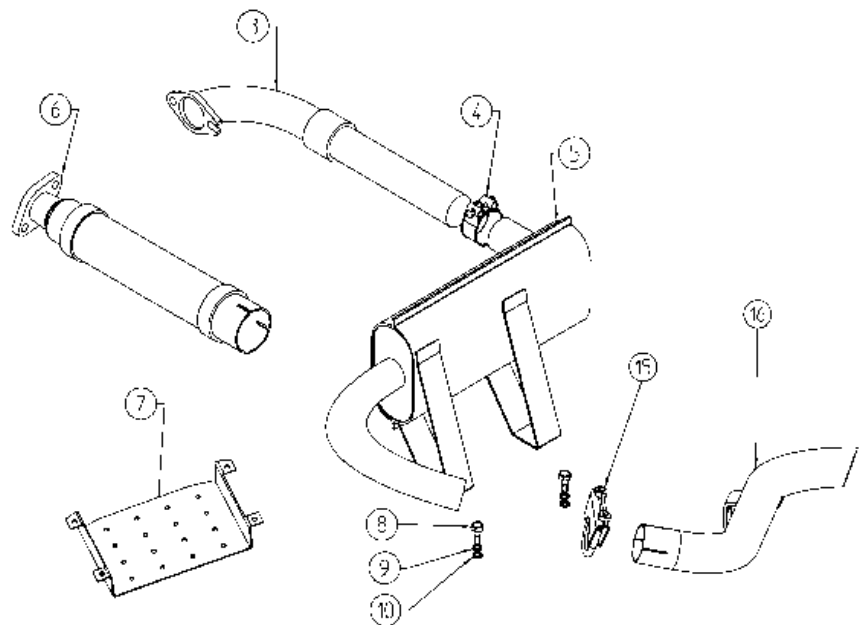
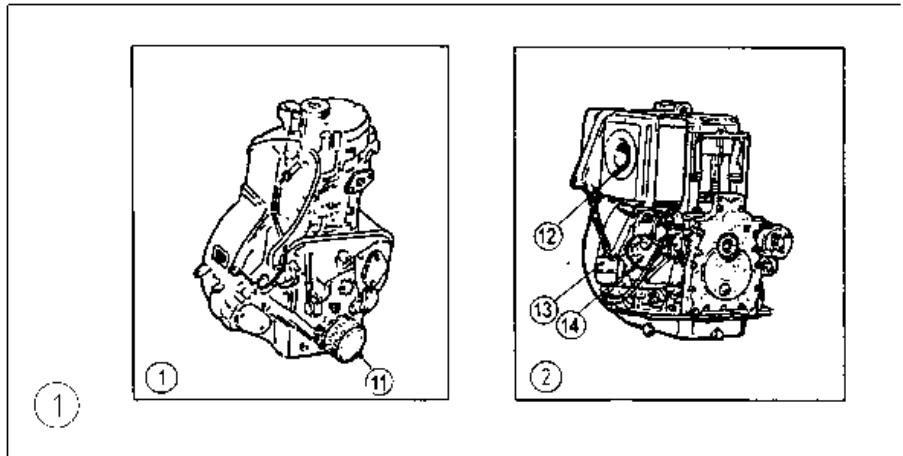
Motor Engine

Motor y Silenciador
Engine and Muffler

Fig. N° Fig. N°	Referencia Part N°	Cantidad Quantity
1 *	01.00101.04 (1)	1
1 *	01.00101.05 (2)	1
2 **	40.00100.20	1
2A **	40.00100.21	1 (USA)
3 **	40.20150.00	1
4	935.47051.00	2
5	40.02001.00	1
6 *	01.13310.02	1
7 **	02.01125.00	1
8	603.08020.86	2
9	101.08000.66	2
10	105.08000.66	2

Fig. N° Fig. N°	Referencia Part N°	Cantidad Quantity
11 *	81.00053.02	1
12 **	86.90000.01	1
13 **	86.90000.03	1
14 **	86.90000.02	1
15	928.45000.60	1
16 *	10.02401.00	1
16 **	10.02400.00	1

* Diter (1) Arranque eléctrico
 ** Hatz (2) Arranque manual
 A (Opcional USA)



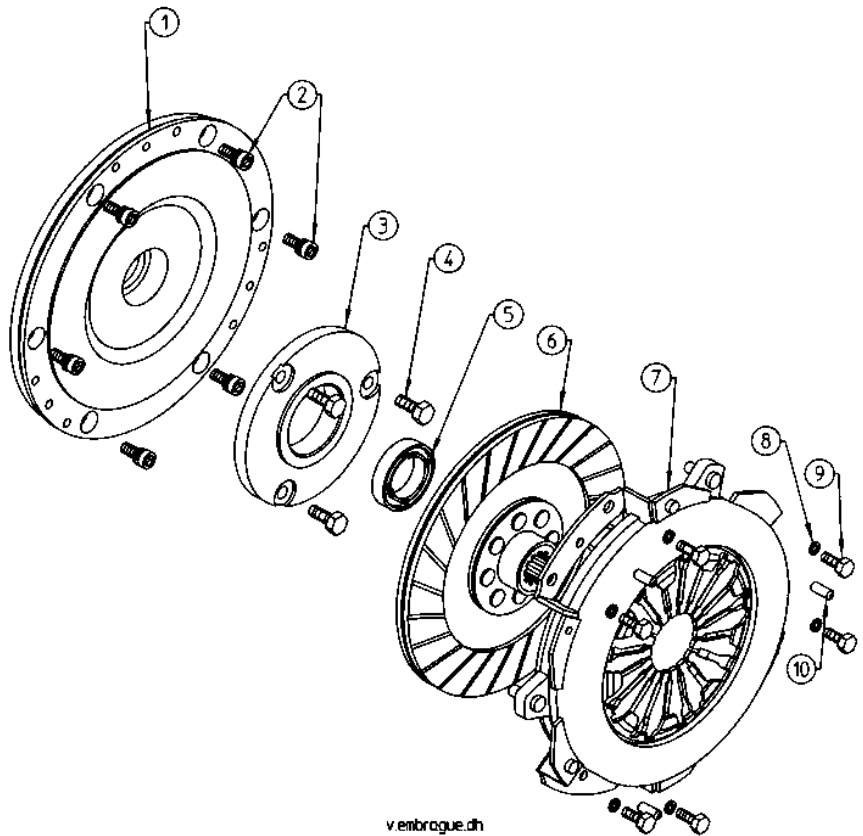


Motor Engine

Embrague
Clutch

Fig. N° Fig. N°	Referencia Part N°	Cantidad Quantity	Fig. N° Fig. N°	Referencia Part N°	Cantidad Quantity
1 **	40.10213.00	1	6	15.02011.01	1
2	621.51320.86	6	7	10.00201.00	1
3 *	01.00213.01	1	8	105.06000.66	6
4 *	603.06015.86	3	9	603.06015.86	6
5	309.17012.00	1	10	402.06015.00	3

* Diter (op.) -Perkins
** Hatz

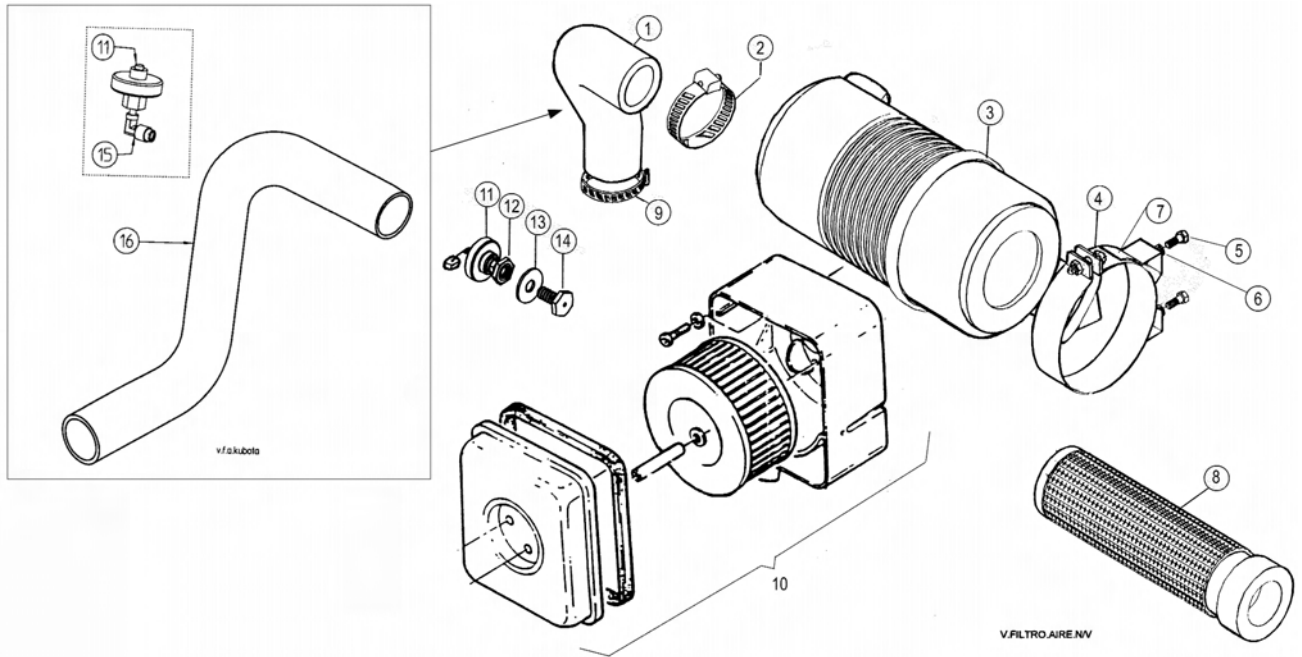


Motor Engine

Filtro aire
Air filter

Fig. N° Fig. N°	Referencia Part N°	Cantidad Quantity	Fig. N° Fig. N°	Referencia Part N°	Cantidad Quantity
1	01.01590.00	1	9	912.32050.66	1
2	912.40060.66	1	10	86.90000.01	1 **
3	09.01200.00	1 *	11	43.50119.00	1
4	09.01201.00	1	12	709.10000.66	1
5	630.08020.96	2	13	16.01354.00	1
6	105.08000.66	2	14	43.11192.00	1
7	701.08000.66	2	15	10.02144.00	1 *
8	09.01204.00	1	16	09.00230.00	1 *

* PERKINS
** HATZ



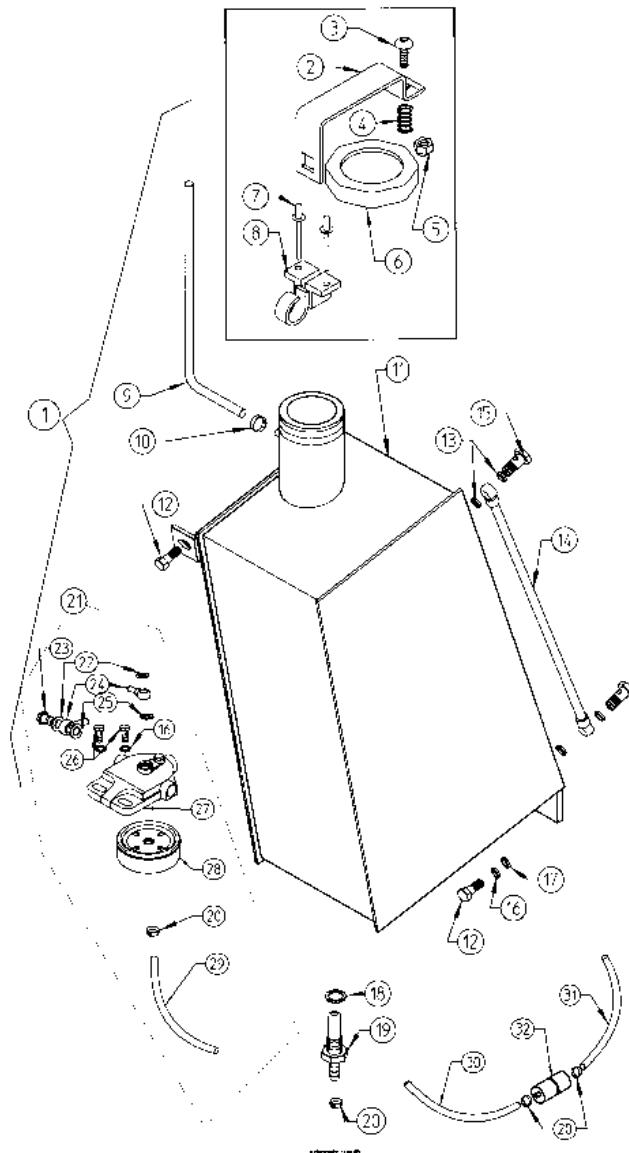


Motor Engine

Depósito combustible
Fuel tank

Fig. N° Fig. N°	Referencia Part N°	Cantidad Quantity	Fig. N° Fig. N°	Referencia Part N°	Cantidad Quantity
1	02.09250.00	1	17	105.08000.66	4
2	15.01524.00	1	18	107.14000.10	1
3	630.08025.96	1	19	52.00110.02	1
4	02.11101.00	1	20	912.08016.66	4
5	711.08000.66	1	21*	09.60620.00	1
6	15.01524.00	1	22	107.14000.10	2
7	502.05000.66	2	23	52.00110.00	2
8	01.01925.00	1	24	45.04106.00	2
9	43.00750.07	1	25	80.01009.00	4
10	912.08000.66	1	26	604.08035.86	2
11	02.00925.03	1	27	82.00310.02	1
12	630.08020.96	4	28	80.06062.01	1
13	107.08000.10	4	29	43.14015.40	1
14	54.14400.00	1	30**	43.14105.11	1
15	80.06041.00	2	31**	43.14015.18	1
16	101.08000.66	4	32**	86.90000.03	1

* Diter (op.)
** Hatz / Perkins

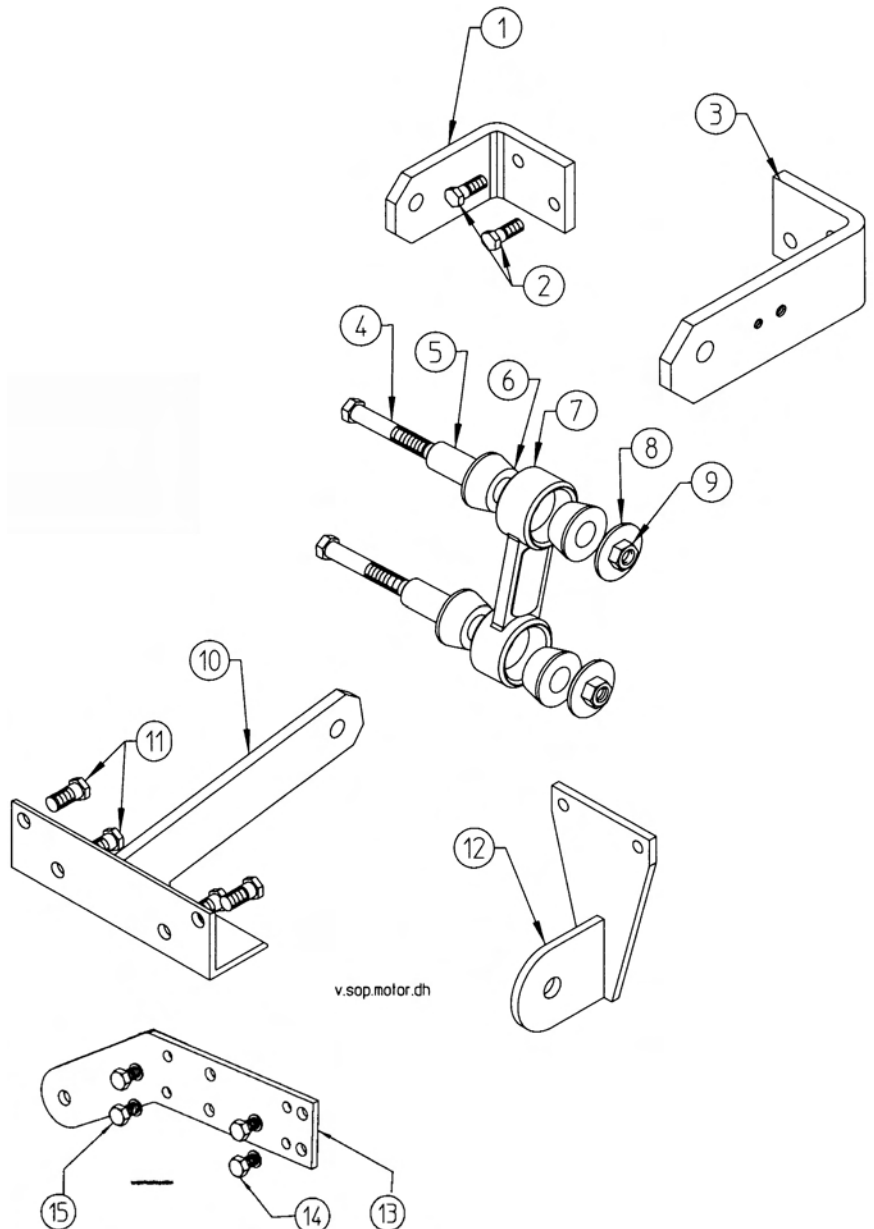


Motor Engine

Soporte motor
Engine supports

Fig. N° Fig. N°	Referencia Part N°	Cantidad Quantity	Fig. N° Fig. N°	Referencia Part N°	Cantidad Quantity
1	10.00776.01	1 */***	9	701.14000.66	2
2	603.08045.86	2	10	01.00776.15	1 *
3	10.00776.00	1 **	11	603.12025.86	4
4	604.14080.86	2	12	40.10120.00	1 **
5	15.00114.01	2	13	09.02217.00	1 ***
6	15.00113.00	4	14	603.12025.86	4 (103.10)
7	01.00112.10	1	15	603.10025.86	4 (103.07)
8	37.00374.00	2			

* Diter (op.)
** Hatz
*** Perkins





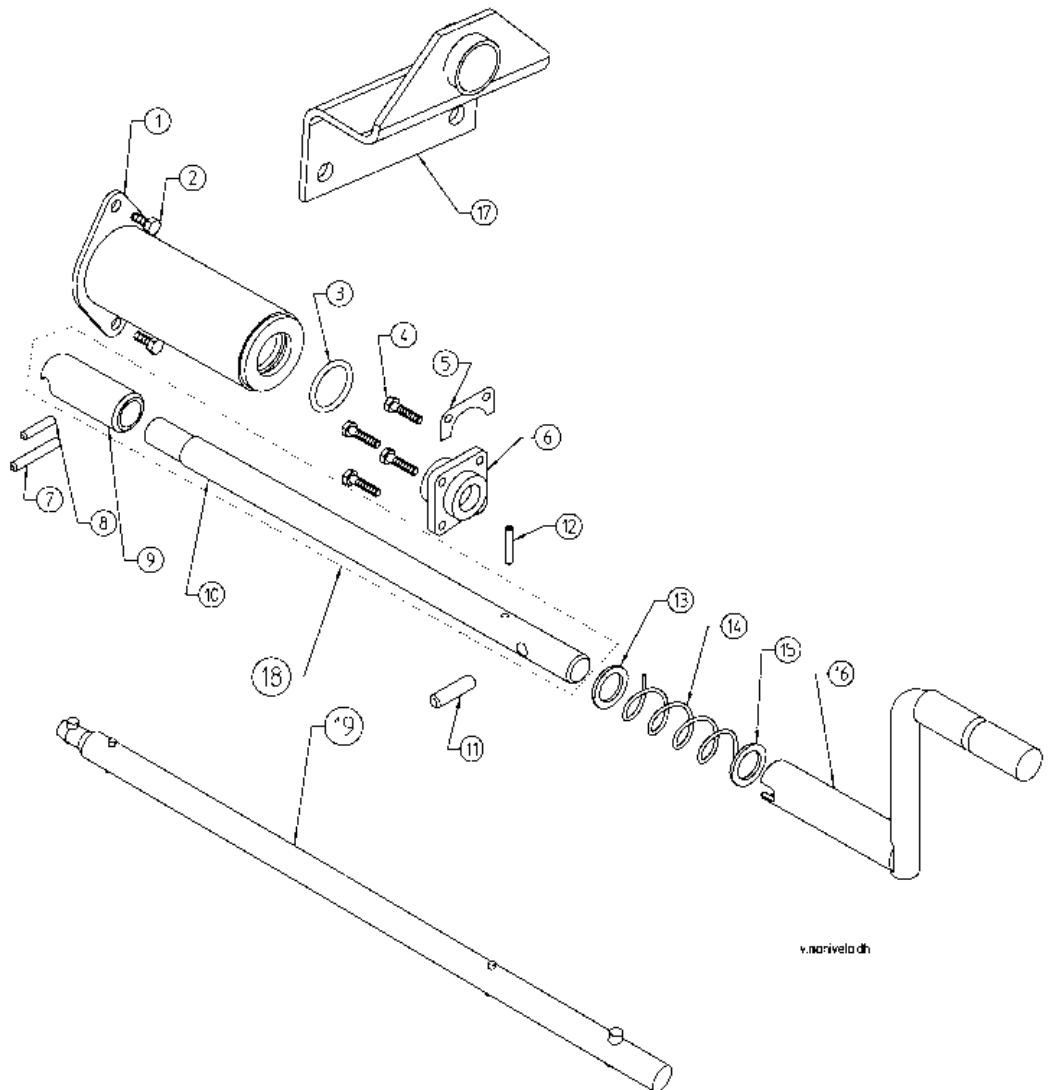
Motor Engine

Manivela arranque
Starting handle

Fig. N° Fig. N°	Referencia Part N°	Cantidad Quantity	Fig. N° Fig. N°	Referencia Part N°	Cantidad Quantity
1 *	02.00159.00	1	11 *	403.10030.00	1
2	603.08015.86	2	12 *	402.05030.00	1
3 *	201.32004.50	1	13	101.22000.66	1
4	603.06015.86	4	14	01.00113.00	1
5	01.00109.00	6	15	10.00131.00	1
6	01.00115.01	1	16	10.00157.00	1
7 *	402.07045.00	1	17 **	40.10178.01	1
8 *	402.07030.00	1	18 *	08.01025.01	1
9 *	01.00156.00	1	19 **	40.10179.02	1
10 *	10.01019.03	1			

* Diter (op.)

** Hatz

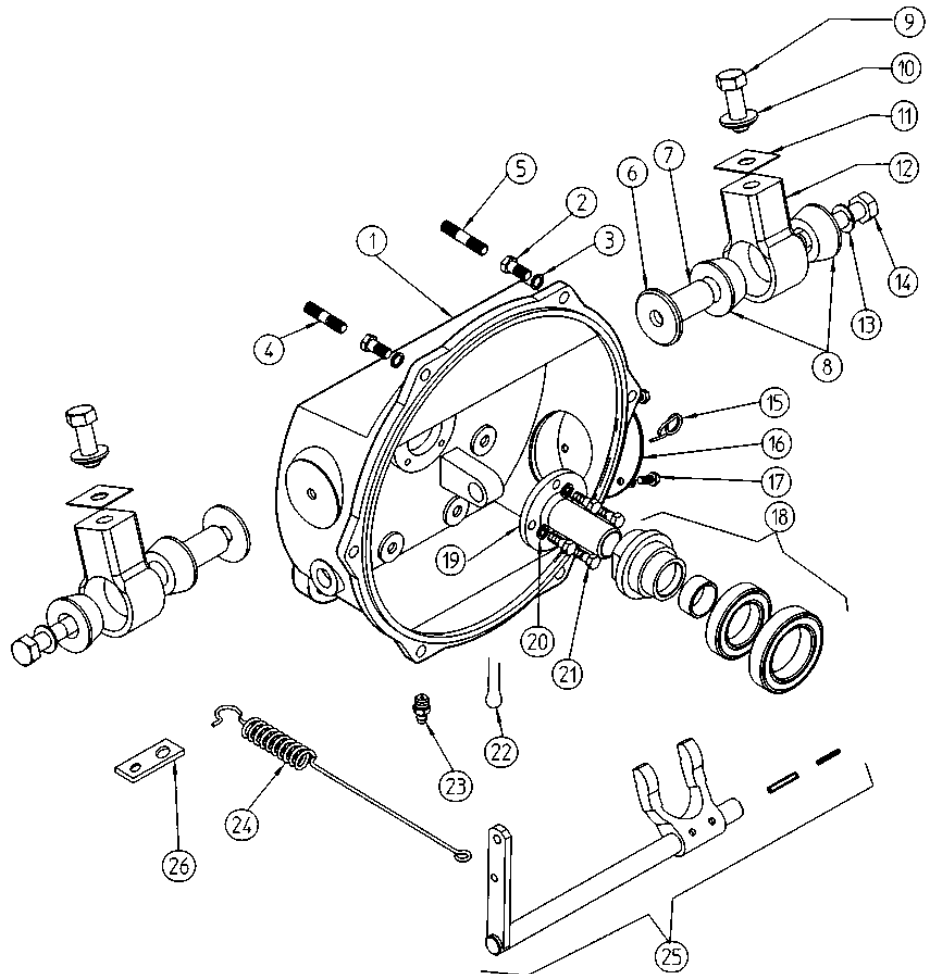


Transmisión Transmission

Campana embrague
Clutch bell housing

Fig. N° Fig. N°	Referencia Part N°	Cantidad Quantity	Fig. N° Fig. N°	Referencia Part N°	Cantidad Quantity
1	08.00007.00	1 *	13	107.14000.10	2
1	37.00007.00	1 **	14	10.00921.00	1
1	40.00007.00	1 ***	15	01.00351.04	1
2	603.08025.00	4	15	01.00351.05	1 ***
3	105.08000.66	4	16	01.00349.00	1
4	01.03841.00	1	17	09.99007.00	1
5	01.00383.01	4	18	01.00371.01	8
6	01.00345.00	8	19	01.00350.01	1
7	105.11000.66	8	20	105.10000.66	8
8	00.00130.00	8	21	701.10000.66	3
9	01.00383.00	4	22	01.00364.01	1
10	01.00378.01	1	23	624.06015.66	6
11	618.08020.86	4	24	01.00327.00	2
12	80.01035.01	1	25	01.00365.00	2

* Diter
** Hatz / Perkins
*** 4x4





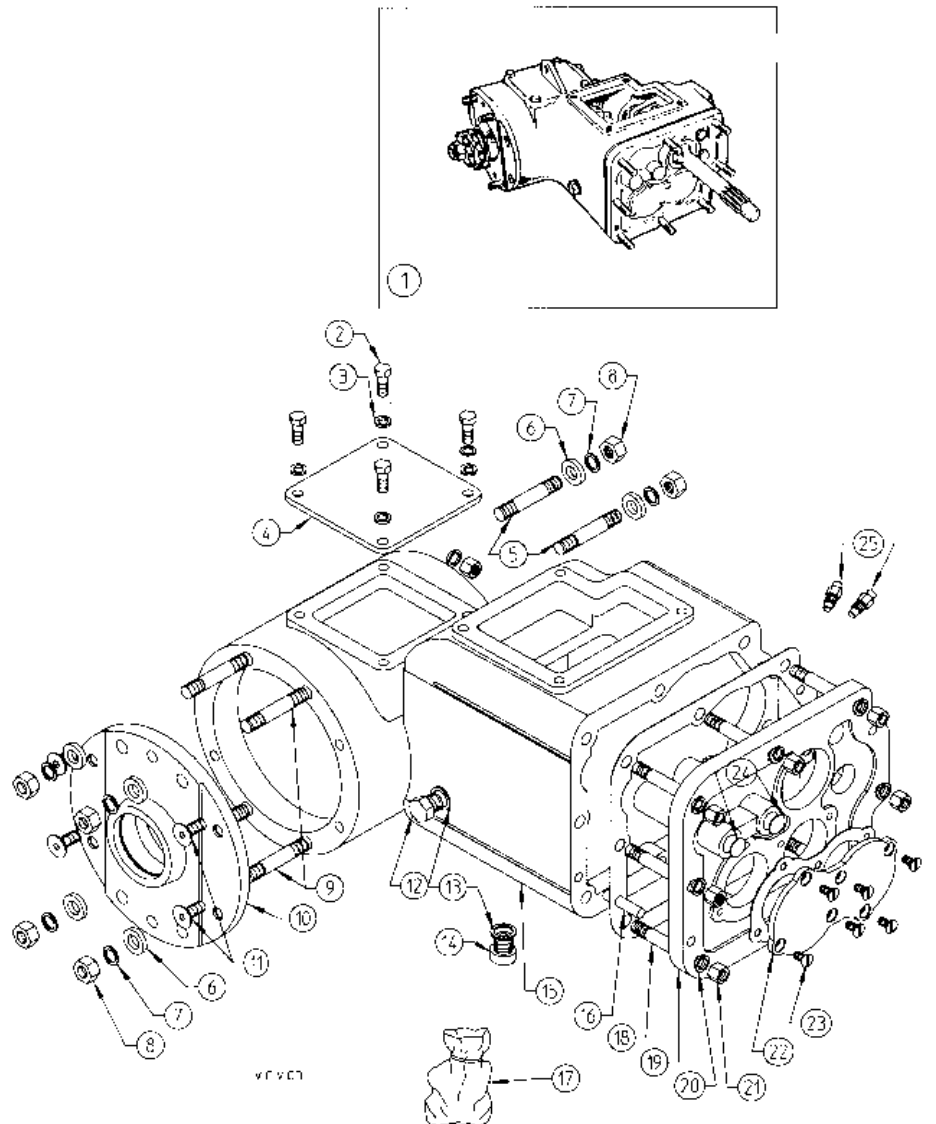
Transmisión Transmission

Caja de cambios
Gear box

(exterior)
(external)

Fig. N° Fig. N°	Referencia Part N°	Cantidad Quantity	Fig. N° Fig. N°	Referencia Part N°	Cantidad Quantity
1	08.00007.00	1 *	13	107.14000.10	2
1	37.00007.00	1 **	14	10.00921.00	1
1	40.00007.00	1 ***	15	01.00351.04	1
2	603.08025.00	4	15	01.00351.05	1 ***
3	105.08000.66	4	16	01.00349.00	1
4	01.03841.00	1	17	09.99007.00	1
5	01.00383.01	4	18	01.00371.01	8
6	01.00345.00	8	19	01.00350.01	1
7	105.11000.66	8	20	105.10000.66	8
8	00.00130.00	8	21	701.10000.66	3
9	01.00383.00	4	22	01.00364.01	1
10	01.00378.01	1	23	624.06015.66	6
11	618.08020.86	4	24	01.00327.00	2
12	80.01035.01	1	25	01.00365.00	2

* Diter
** Hatz / Perkins
*** 4x4



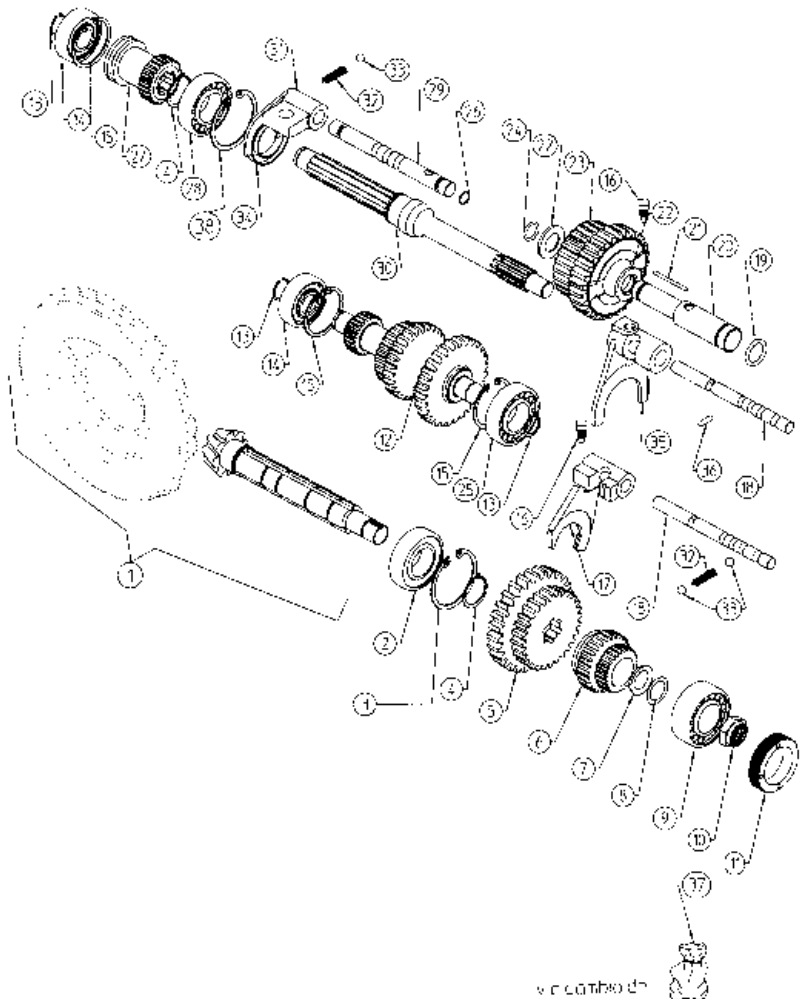
Transmisión Transmission

Caja de cambios
Gear box

(interior)
(internal)

Fig. N° Fig. N°	Referencia Part N°	Cantidad Quantity	Fig. N° Fig. N°	Referencia Part N°	Cantidad Quantity
1	01.30000.00	1	20	01.00355.00	1
2	320.30016.00	1	21	910.35348.00	20
3	914.62000.00	1	22	01.00369.00	2
4	904.30000.00	2	23	01.00362.00	1
5	01.00356.00	1	24	09.99007.00	*
6	01.00357.00	1	25	301.20015.00	1
7	01.00386.00	1	26	09.99007.00	*
8	01.03912.00	1	27	02.00358.00	1
9	304.20222.00	1 *	28	301.30016.00	1
9	328.20015.00	1 **	29	01.00313.00	1
10	01.00394.01	1 *	30	01.00353.01	1
10	01.00394.02	1 **	31	01.00317.00	1
11	01.00393.00	1 *	32	00.03128.00	2 *
11	01.00393.01	1 **	32	15.00315.00	1 ***
12	02.00013.01	1	32	00.03128.00	1 ***
13	904.20000.00	3	33	908.08000.66	3
14	306.20015.00	2	34	09.99007.00	1
15	905.52.000.00	3	35	01.00315.00	1
16	01.00319.00	2	36	01.00320.00	1
17	01.00316.00	1	37	09.99007.00	1
18	01.00314.00	2	38	905.62000.00	1
19	09.99007.00	1			

* Diter
** Hatz/Perkins
*** Hatz

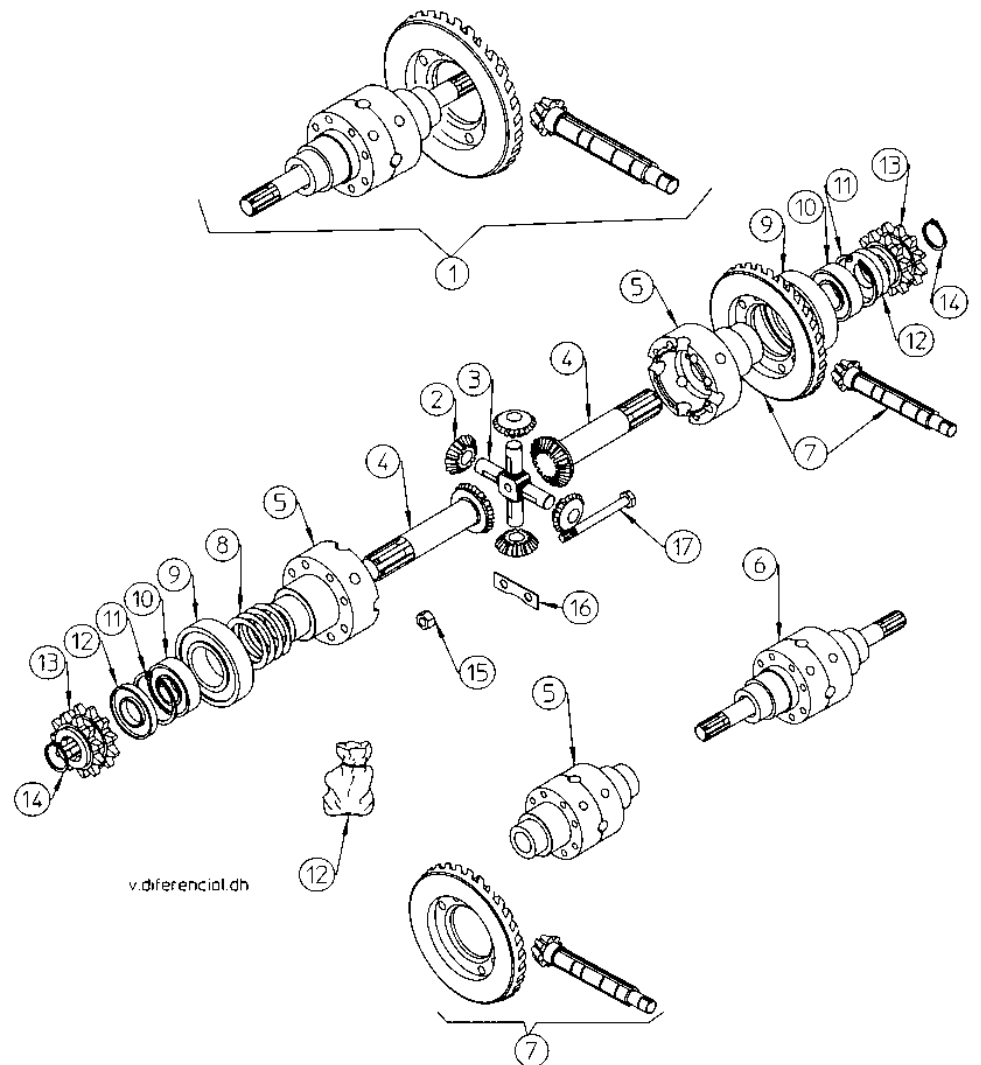




Transmisión *Transmission*

Diferencial
Differential

Fig. N° Fig. N°	Referencia Part N°	Cantidad Quantity	Fig. N° Fig. N°	Referencia Part N°	Cantidad Quantity
1	01.03000.00	1	9	301.40018.00	2
2	01.00387.00	4	10	301.25015.00	2
3	01.00388.00	1	11	905.52000.00	2
4	00.00382.02	2	12	09.99007.00	1
5	01.03010.02	1	13	02.00385.02	2
6	01.00302.02	1	14	904.25000.00	2
7	01.30000.00	1	15	01.01302.00	8
8	01.03902.00	0,2	16	01.00398.00	4
8	01.03903.00	0,3	17	01.00380.00	8

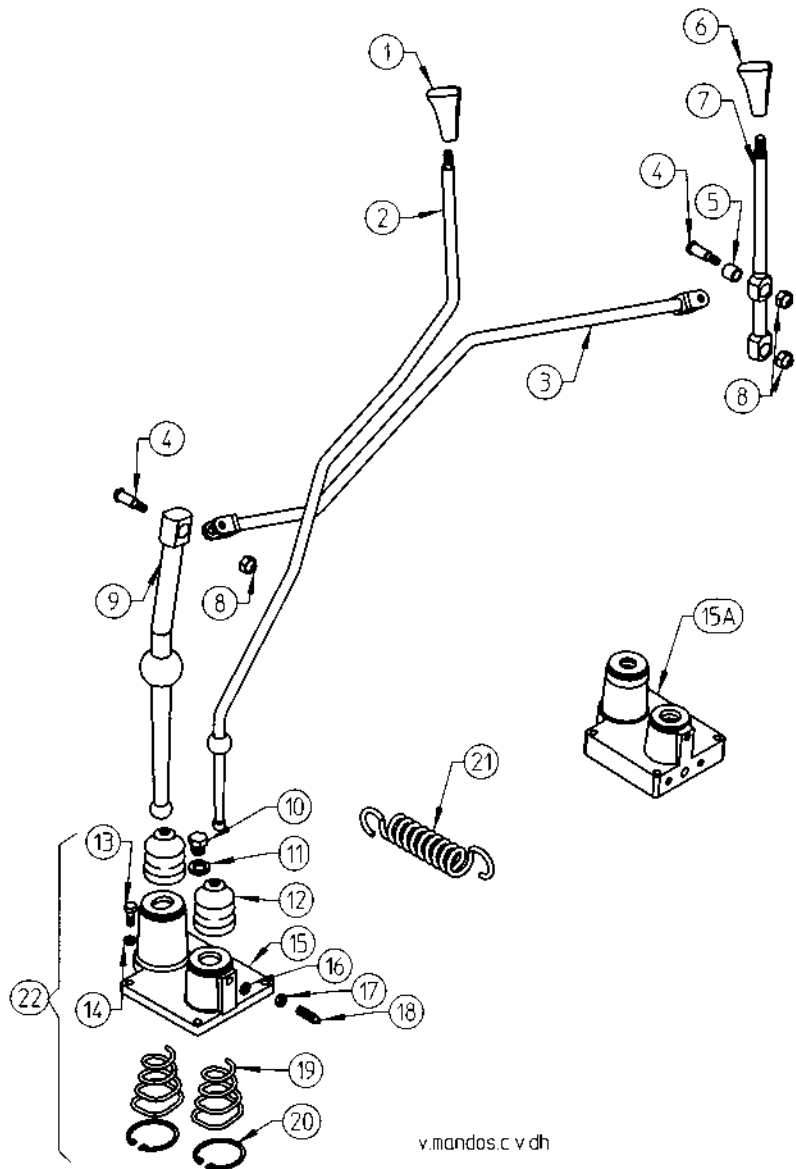


Transmisión Transmission

Palancas mandos cambio
Shift gear levers

Fig. N° Fig. N°	Referencia Part N°	Cantidad Quantity	Fig. N° Fig. N°	Referencia Part N°	Cantidad Quantity
1	01.00325.02	1	13	603.08025.86	4
2	02.40323.01	1	14	105.08000.66	4
3	02.41323.00	1	15	40.30310.00	1
4	01.00309.00	2	*15A	40.30310.01	1
5	01.00308.00	2	16	105.09000.66	1
6	01.00325.03	1	17	701.09000.66	1
7	01.00324.06	1	18	01.00312.01	1
8	711.08000.66	3	19	01.00326.00	2
9	08.30321.00	1	20	905.45000.00	2
10	00.02803.00	1	21	46.00322.01	1
11	107.14000.10	1	22	40.00005.00	1
12	00.00326.00	2	*22	40.00005.10	1

* 4x4

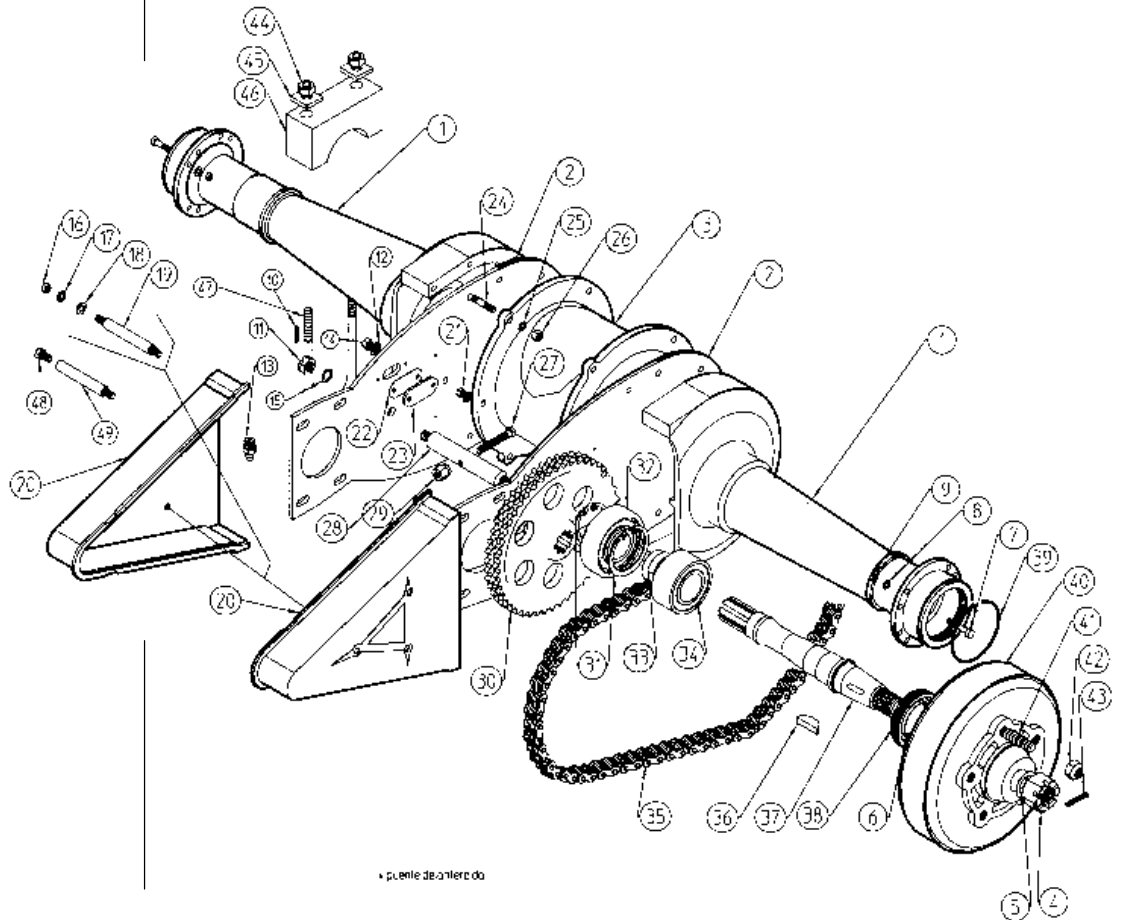




Transmisión Transmission

Puente delantero
Front axle

Fig. N° Fig. N°	Referencia Part N°	Cantidad Quantity	Fig. N° Fig. N°	Referencia Part N°	Cantidad Quantity
1	39.00400.01	2	25	105.09000.66	16
2	01.00432.00	2	26	01.01303.00	16
3	09.00426.00	2	27	603.10080.86	1
4	01.01319.00	2	28	00.00422.00	1
5	101.30000.66	2	29	01.00425.00	1
6	202.45008.50	2	30	02.00411.00	1
7	43.08034.00	12	31	905.8000.00	2
8	105.08000.66	12	32	306.40018.00	4
9	701.08000.66	12	33	02.00415.00	2
10	401.25030.60	2	34	301.45019.00	2
11	01.01312.00	2	35	00.00402.01	2
12	105.06000.66	4	36	02.00519.01	2
13	901.08000.33	2	37	39.00414.00	2
14	603.06015.86	4	38	02.00417.00	2
15	101.14000.66	4	39	02.00419.00	2
16	701.08000.66	6	40	02.00518.04	2
17	105.08000.66	6	41	00.00587.00	10
18	101.08000.66	6	42	00.00588.00	10
19	00.01307.02	6	43	401.04050.60	2
20	00.00420.00	2	44	01.01305.00	8
21	603.09030.86	2	45	00.00184.00	4
22	00.00430.00	2	46	01.00182.00	2
23	00.00427.00	2	47	02.00183.00	2
24	00.00412.00	14			



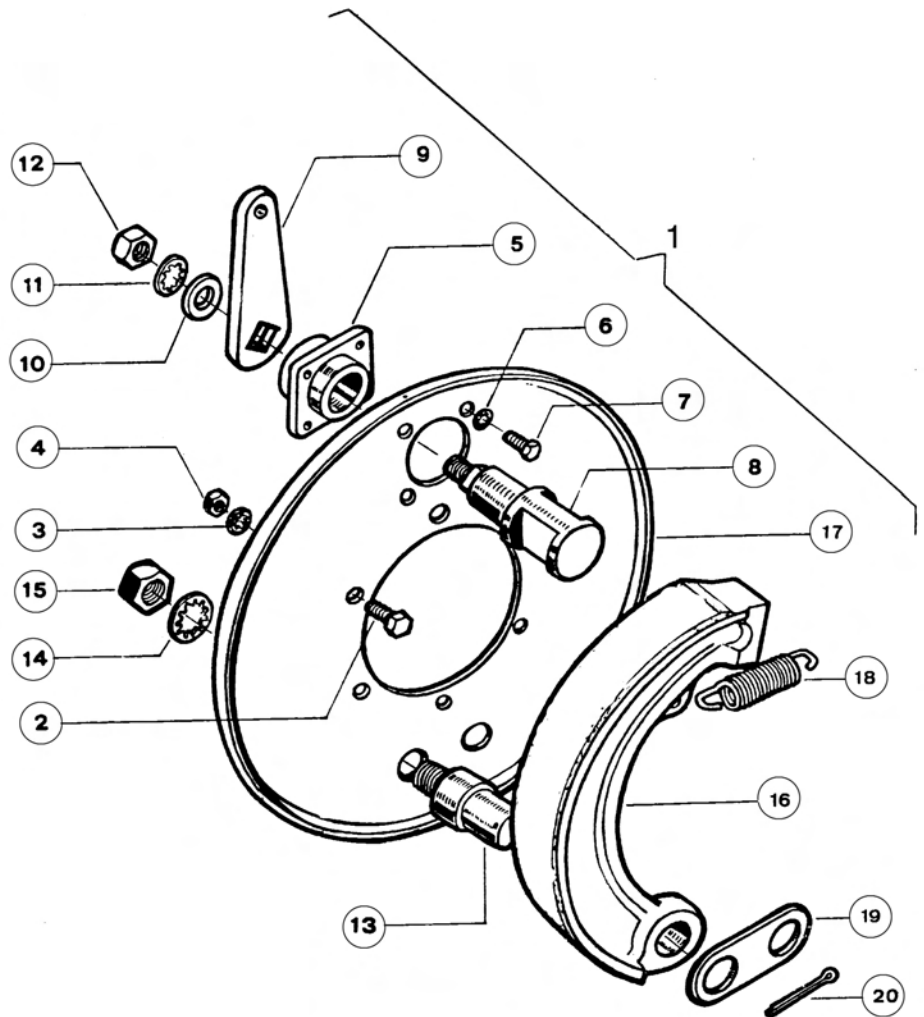
• puente delantero

Transmisión Transmission

Freno
Brake

Fig. N° Fig. N°	Referencia Part N°	Cantidad Quantity	Fig. N° Fig. N°	Referencia Part N°	Cantidad Quantity
1	01.00002.01	2 *	10	101.13000.00	2
1	39.00002.01	2 **	11	105.13000.66	2
2	601.08022.86	16	12	01.01306.00	2
3	105.08000.66	16	13	00.00511.00	4
4	708.08000.66	16	14	105.16000.66	2
5	00.00517.00	4	15	708.16000.66	2
6	105.06000.66	8	16	00.00500.00	4
7	603.06015.86	8	17	02.00510.01	2
8	00.00516.00	2	18	00.00515.00	4
9	00.00520.01	2 *	19	00.00512.00	4
9	39.00520.01	2 **	20	401.03040.60	4

* (150)
** (108-120)



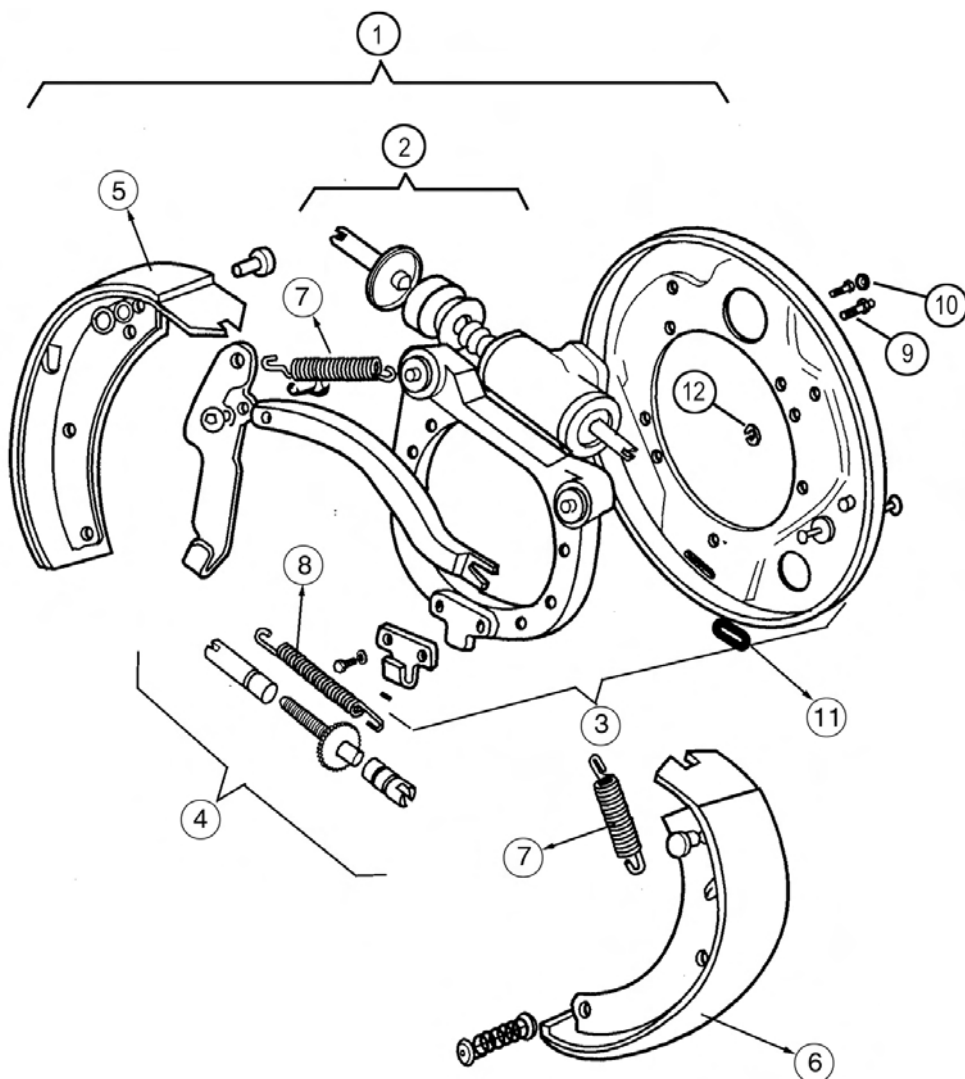


Transmisión *Transmission*

Frenos hidráulicos
Hydraulic brakes

Fig. N° Fig. N°	Referencia Part N°	Cantidad Quantity	Fig. N° Fig. N°	Referencia Part N°	Cantidad Quantity
1	46.00403.00	(1)**	6	45.00408.29	(2)
1	46.00404.00	(1)*	7	45.00408.44	(4)
2	46.00407.34	(2)	8	45.00408.45	(2)
3	45.00408.21	(2)*	9	45.00408.58	4
3	45.00407.21	(2)**	10	45.00408.59	4
4	45.00408.46	(2)	11	45.00408.60	2
5	45.00408.26	(1)*	12	45.00408.61	2
5	45.00407.26	(1)**			

* Freno derecho
** Freno izquierdo



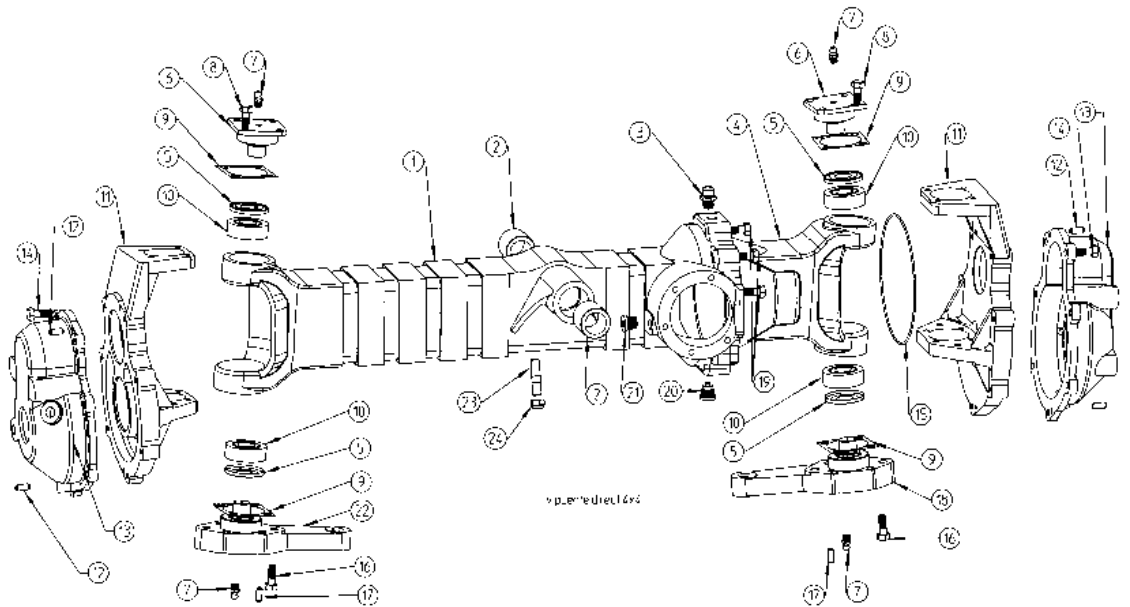
Transmisión *Transmission*

4x4

Puente directriz
Axle Transmission

Fig. N° Fig. N°	Referencia Part N°	Cantidad Quantity	Fig. N° Fig. N°	Referencia Part N°	Cantidad Quantity
1	39.10606.01	1	15	201.14602.50	1
2	39.10616.00	2	16	601.08040.86	8
3	52.00365.00	1	17	403.10035.00	2
4	39.10605.00	1	18	39.10625.00	1
5	223.02047.66	4	19	603.10025.96	12
6	39.10614.00	2	20	10.00921.00	1
7	901.08000.33	4	21	80.01035.01	1
8	601.08020.86	8	22	39.10626.00	1
9	39.10641.00	4	23	15.00357.00	4
9	39.10641.01	4	24	711.12000.66	4
10	307.20015.00	4	25*	39.00500.10	1
11	39.10602.00	2	25**	45.00500.00	1
12	403.06020.00	4	26	603.12035.86	4
13	39.10601.00	2	27	701.12000.66	4
14	603.08030.86	14			

* Kit puente 4x4
** Kit 4x4 rueda ancha





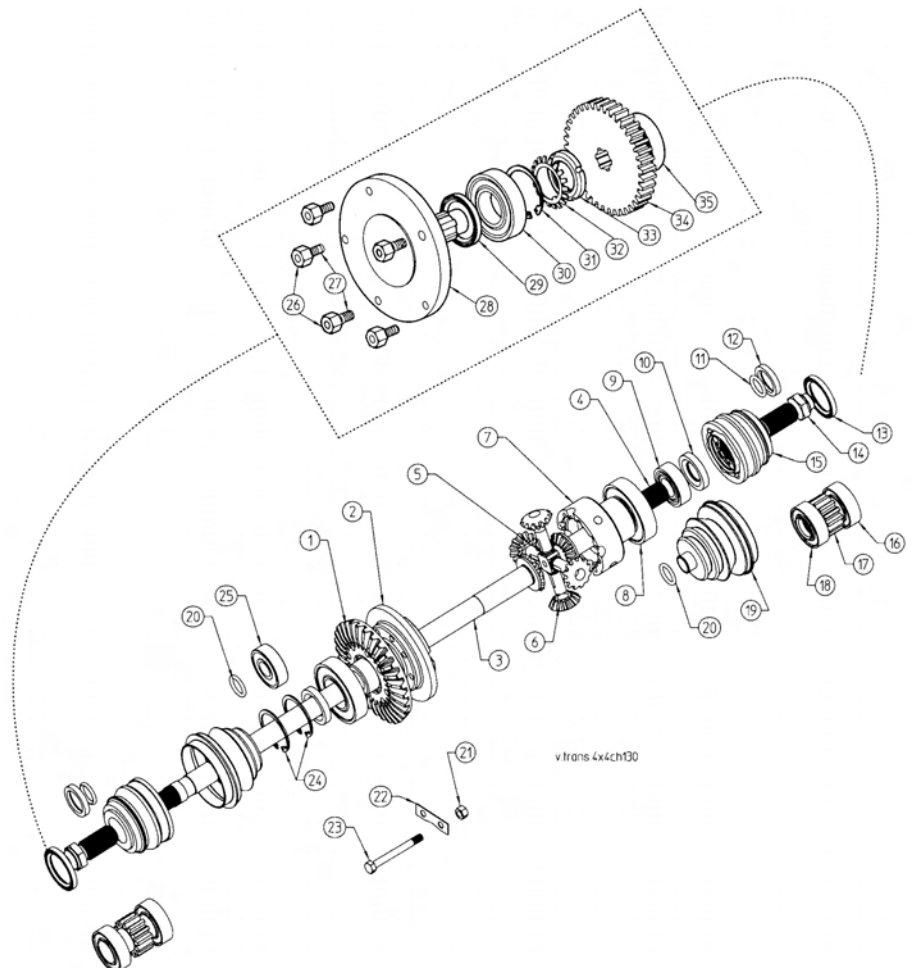
Transmisión Transmission

Transmisión eje 4x4
Axle transmission 4x4

Fig. N° Fig. N°	Referencia Part N°	Cantidad Quantity	Fig. N° Fig. N°	Referencia Part N°	Cantidad Quantity
1 *	39.00379.00	1	20	201.02104.50	2
2	01.00376.02	1	21	01.01302.00	1
3	39.10621.00	1	22	01.00389.00	1
4	39.10622.00	1	23	01.00380.00	1
5	01.00388.00	1	24	905.52000.00	2
6	01.00387.00	4	25	309.25015.00	1
7	01.00375.02	1	26	46.00588.00	12
8	301.40018.00	2	26 **	46.00488.00	12
9	301.25015.00	1	27	45.00587.00	12
10	202.02508.50	2	27 **	45.00557.00	12
11	201.03002.50	2	28	39.10613.00	2
12	39.10615.00	2	28 **	39.10613.00	1
13	202.04006.50	2	29	202.04006.50	2
14	39.10632.00	2	30	310.35017.00	2
15	39.10630.00	2	31	905.72000.00	2
16	312.30016.00	2	32	906.35000.00	2
17	39.10611.01	2	33	907.35008.00	2
18	301.30016.00	2	34	39.10612.01	2
19	39.10631.00	2	35	312.25017.00	2

* Corona y eje - 39.30000.00

** Puente 4x4 ruedas anchas



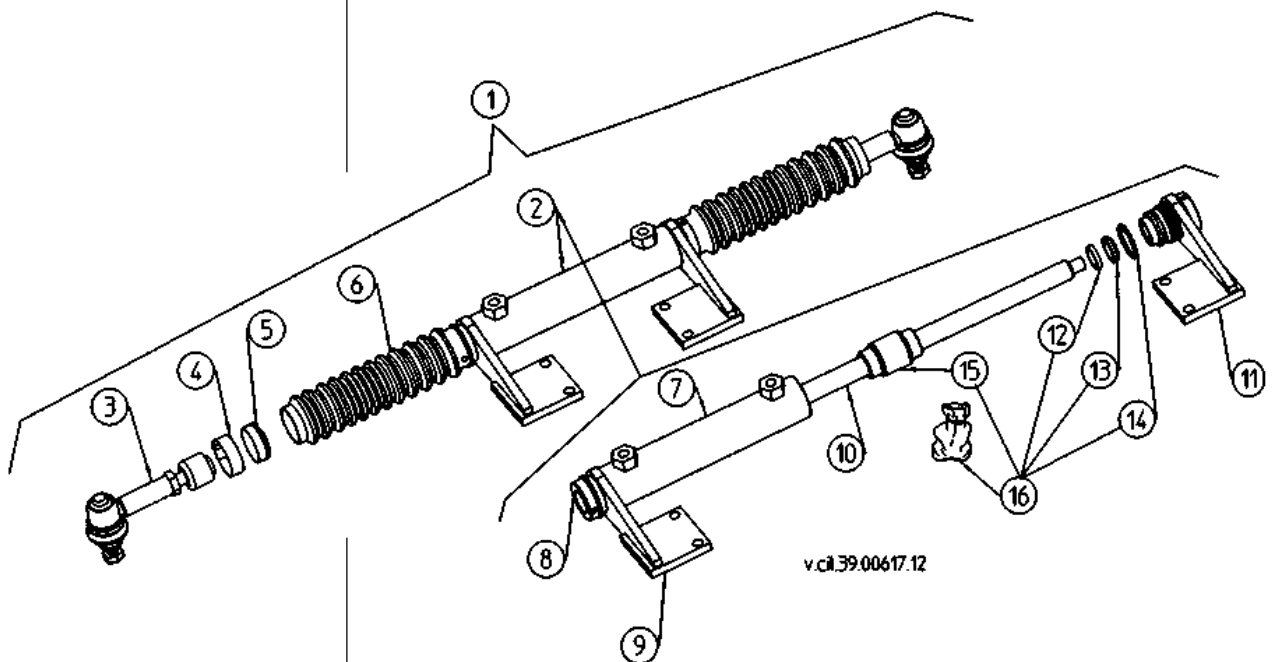
Transmisión

Transmission

4x4

Cilindro dirección
Steering Cylinder

Fig. N° Fig. N°	Referencia Part N°	Cantidad Quantity	Fig. N° Fig. N°	Referencia Part N°	Cantidad Quantity
1	39.00617.12	1	9	39.10624.00	1
2	01.00617.09	1	10	01.06173.01	1
3	10.09101.01	2	11	39.10624.00	1
4	912.32050.66	4	12	229.02228.50	2
5	00.05806.01	2	13	228.02230.50	2
6	45.01492.00	2	14	201.03335.50	2
7	01.06171.09	1	15	207.04032.50	1
8	01.06172.00	2	16	11.99130.01	1





Transmisión

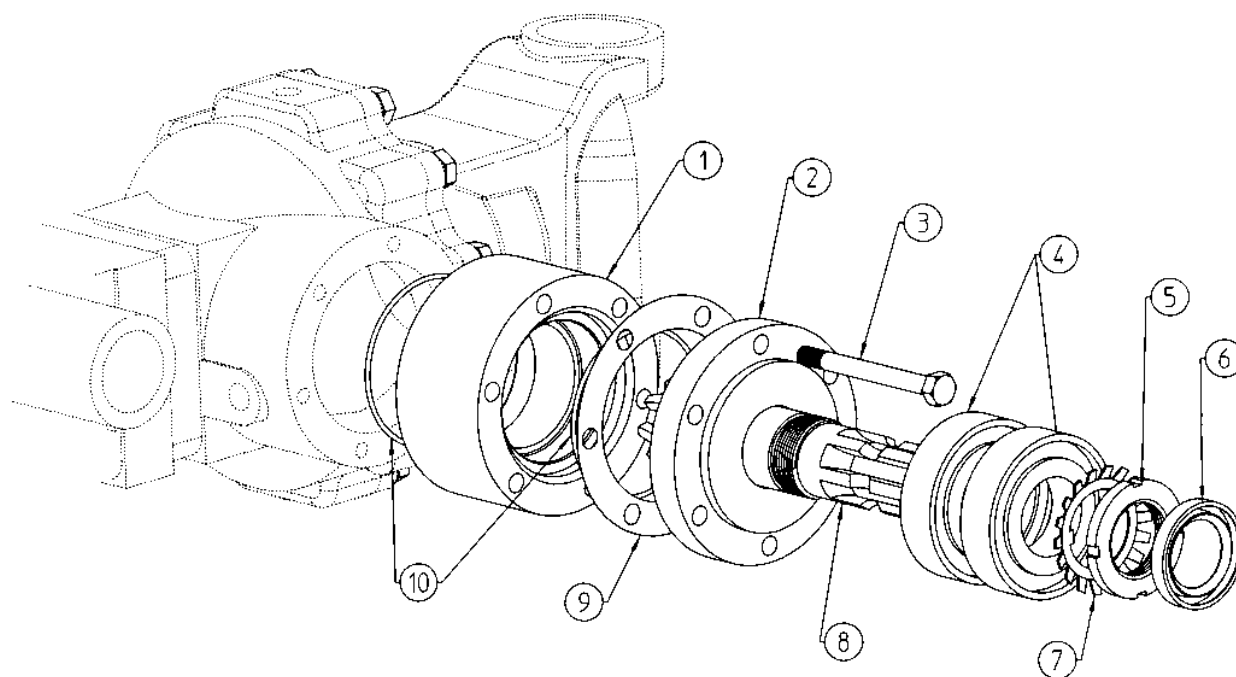
Transmission

4x4

Piñón ataque
Drive Pinion

Fig. N° Fig. N°	Referencia Part N°	Cantidad Quantity
1	39.10619.00	1
2	39.10620.00	1
3	604.08080.86	1
4	307.35018.00	2
5	907.35008.00	1
6	216.03007.50	1
7	906.35000.00	1
*8	39.10618.00	1
9	39.10640.00	1
10	201.07202.50	2

* Corona y eje - 39.30000.00



v.p. ataque.4x4

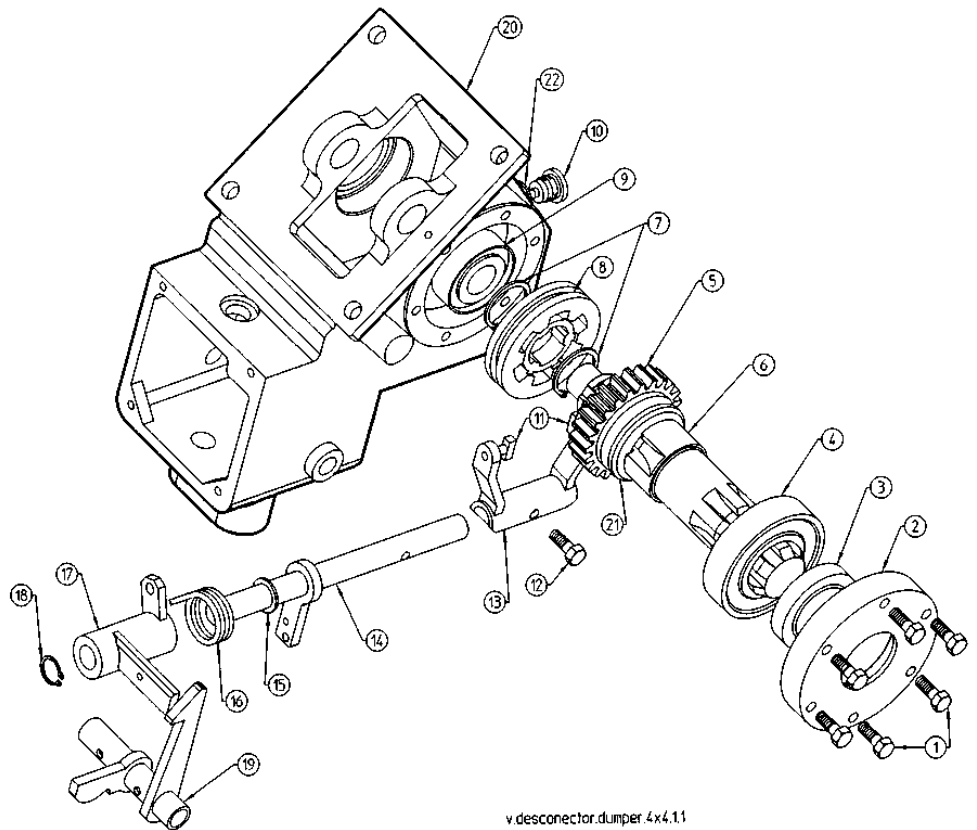
Transmisión

Transmission

4x4

Desconector 1
Disconnecter 1

Fig. N° Fig. N°	Referencia Part N°	Cantidad Quantity	Fig. N° Fig. N°	Referencia Part N°	Cantidad Quantity
1	603.06025.86	6	12	603.06020.86	1
2	10.03102.00	1	13	10.03106.00	1
3	216.03510.50	1	14	09.03179.00	1
4	301.35017.00	1	15	101.14000.66	1
5	45.00369.00	1	16	43.70581.01	1
6	10.03107.00	1	17	09.03485.00	1
7	937.28002.00	2	18	904.14000.00	1
8	45.00385.00	1	19	09.03094.00	1
9	301.20015.00	1	20	10.03101.03	1
10	10.00921.00	1	21	119.02805.66	1
11	10.03109.00	2	22	107.14000.10	1





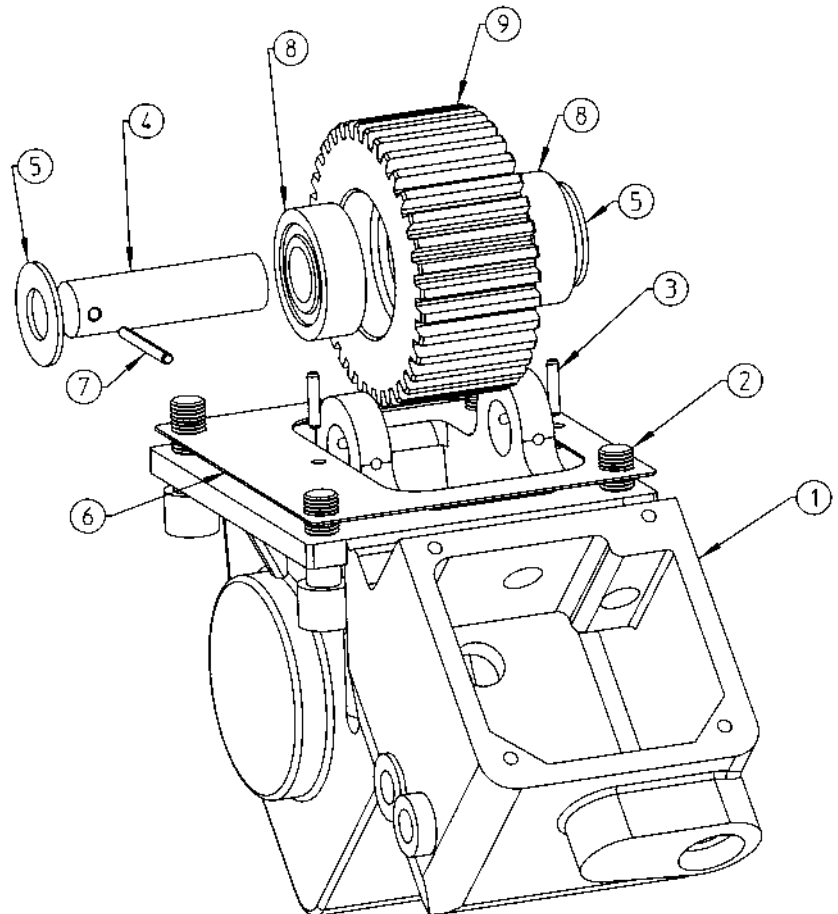
Transmisión

Transmission

4x4

Desconector 2
Disconnecter 2

Fig. N° Fig. N°	Referencia Part N°	Cantidad Quantity
1	10.03101.03	1
2	601.10030.86	4
3	402.04020.00	1
4	10.03104.01	1
5	101.20000.66	2
6	39.10642.00	1
7	402.04040.00	1
8	301.20015.00	1
9	10.03103.00	1



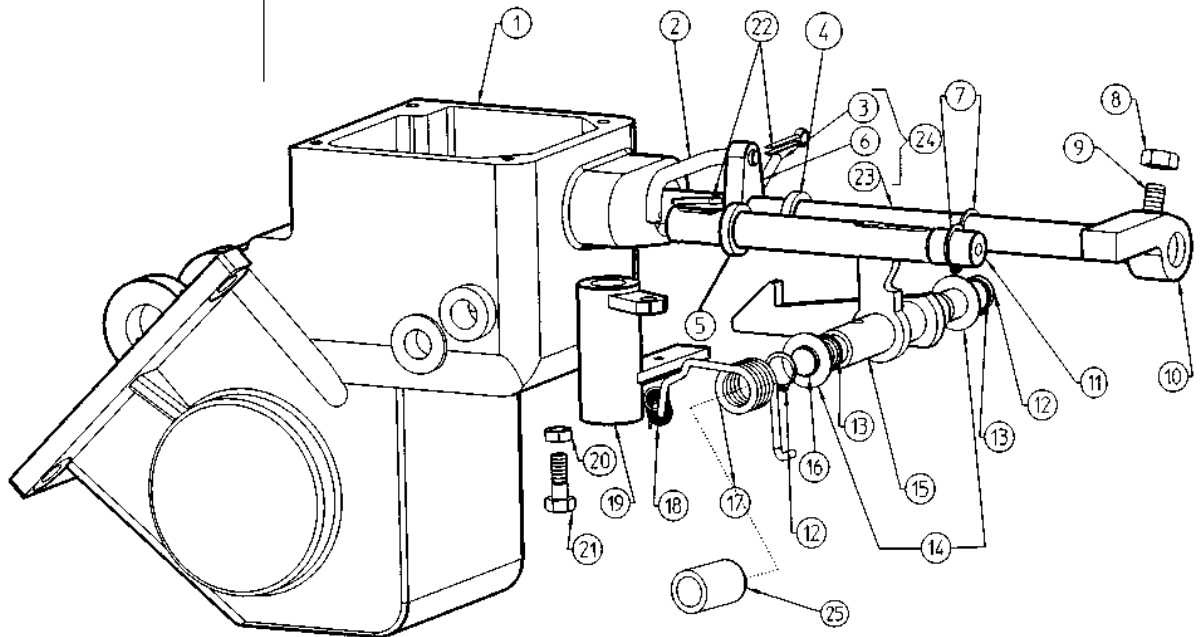
v.desconector dumper.4x4.21

Transmisión Transmission

4x4

Desconector 3
Disconnecter 3

Fig. N° Fig. N°	Referencia Part N°	Cantidad Quantity	Fig. N° Fig. N°	Referencia Part N°	Cantidad Quantity
1	10.03101.03	1	14	101.12000.66	2
2	09.03055.00	1	15	09.03094.00	1
3	402.04020.00	1	16	09.03140.00	1
4	216.01407.50	1	17	09.03016.00	1
5	231.01403.50	1	18	45.00139.01	1
6	09.03023.00	1	19	09.03485.00	1
7	904.14000.00	2	20	711.06000.66	1
8	701.08000.66	1	21	603.06025.86	1
9	612.08025.86	1	22	401.02020.60	2
10	09.03065.00	1	23	09.03350.00	1
11	09.03081.00	1	24	09.03360.00	1
12	904.12000.00	2	25	09.03351.00	1
13	201.07025.50	2			





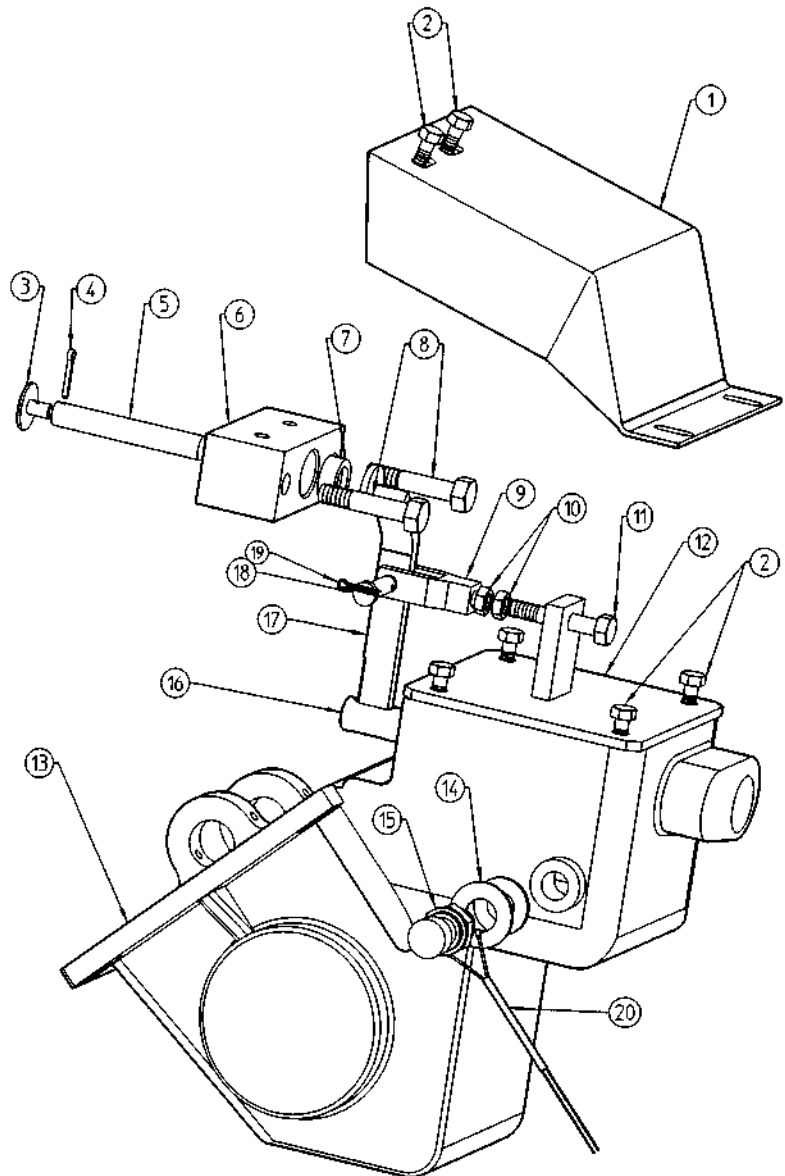
Transmisión

Transmission

4x4

Desconector 4
Disconnecter 4

Fig. N° Fig. N°	Referencia Part N°	Cantidad Quantity	Fig. N° Fig. N°	Referencia Part N°	Cantidad Quantity
1	09.03045.00	1	11	603.07040.86	1
2	603.06015.86	6	12	09.03104.00	1
3	09.03135.00	1	13	10.03101.03	1
4	401.02020.60	1	14	107.14000.10	1
5	09.03130.00	1	15	09.14012.00	1
6	09.03080.00	1	16	09.03081.00	1
7	216.01007.50	1	17	09.03150.00	1
8	604.08040.86	1	18	01.00226.00	1
9	00.00329.01	1	19	401.02020.66	1
10	701.07000.66	1	20	09.14140.00	1

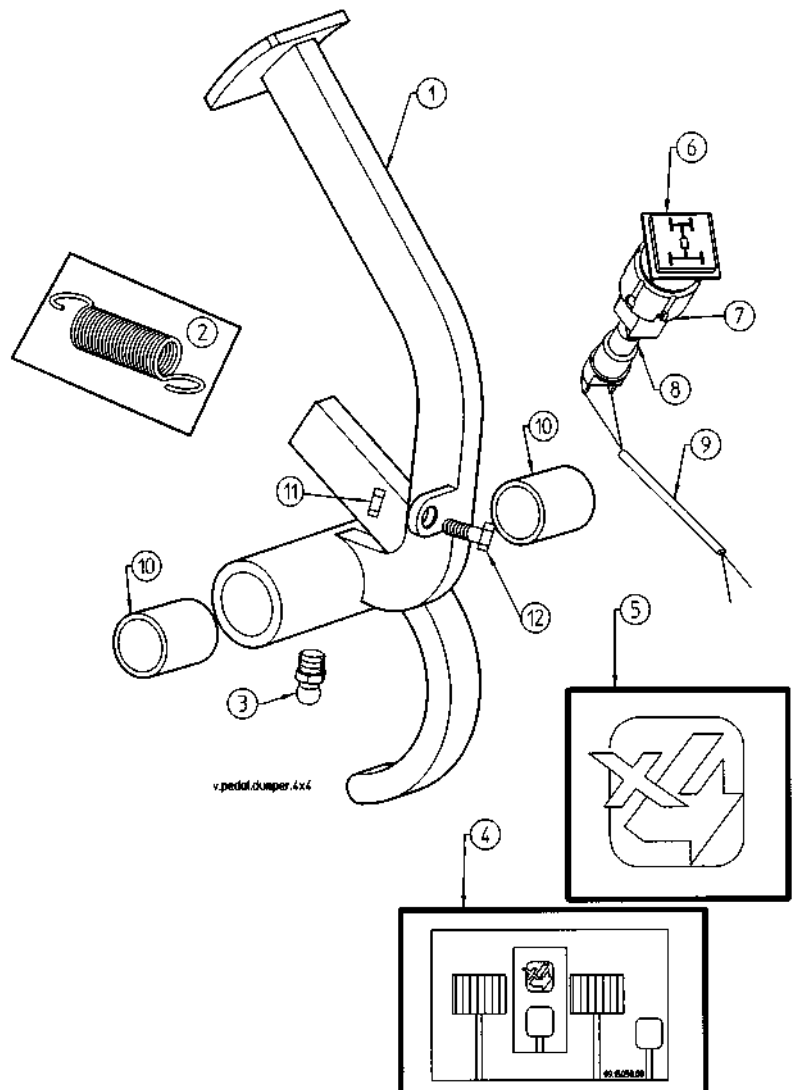


Transmisión *Transmission*

4x4

Pedal
Pedal

Fig. N° Fig. N°	Referencia Part N°	Cantidad Quantity
1	09.03159.00	1
2	01.00223.00	1
3	901.08000.33	1
4	09.15050.00	1
5	02.20003.00	1
6	09.14105.00	1
7	43.50028.00	1
8	43.50027.00	1
9	09.14140.00	1
10	923.18030.00	2
11	701.10000.66	1
12	603.10035.86	1





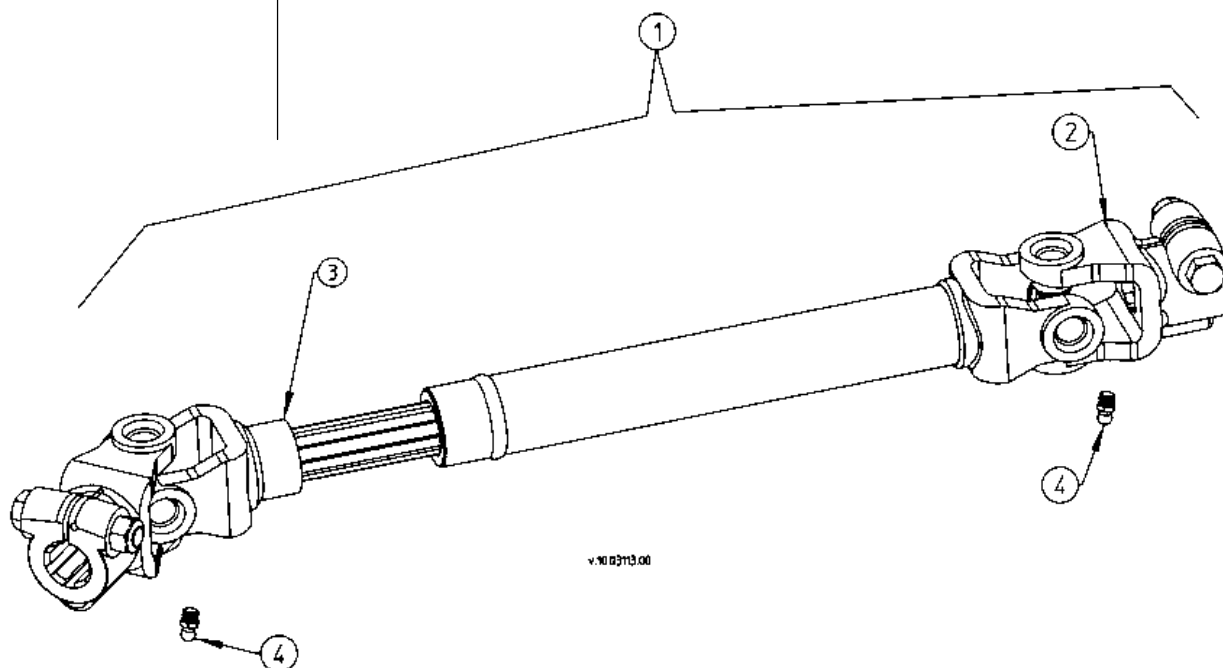
Transmisión

Transmission

4x4

Junta cardán
Cardan joint

Fig. N° Fig. N°	Referencia Part N°	Cantidad Quantity
1	10.03113.00	1
2	10.03114.00	1
3	10.03115.00	1
4	901.08000.33	1

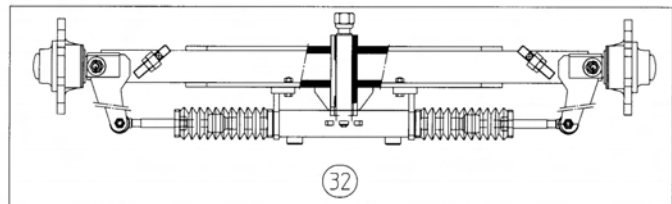
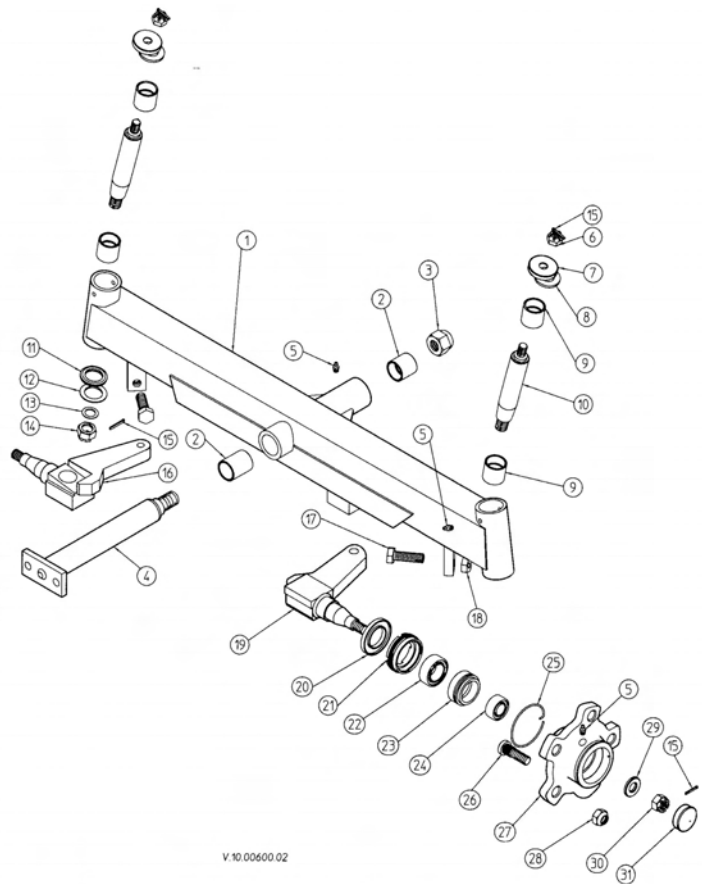


Transmisión *Transmission*

Puente trasero directriz
Directrix rear axle

(opcional)
(optional)

Fig. N° Fig. N°	Referencia Part N°	Cantidad Quantity	Fig. N° Fig. N°	Referencia Part N°	Cantidad Quantity
1	10.00626.06	1	17	43.02534.00	2
2	39.10616.00	2	18	701.16000.66	2
3	718.18000.66	1	19	10.00640.02	1
4	01.00627.02	1	20	202.36008.50	2
5	901.08000.33	5	21	10.00553.01	2
6	710.14000.66	2	22	307.30017.00	2
7	10.00633.00	2	23	46.00552.00	2
8	10.00634.00	2	24	307.20015.00	2
9	10.00628.00	4	25	10.00560.00	2
10	10.00623.00	2	26	45.00452.00	10
11	323.30003.00	2	27	10.00550.01	2
12	926.30003.00	2	28	45.00588.00	10
13	10.00632.00	2	29	101.16000.66	2
14	01.01314.00	2	30	01.01314.00	2
15	401.25040.60	2	31	00.05806.00	2
16	10.00639.03	1	32	10.00600.02	1



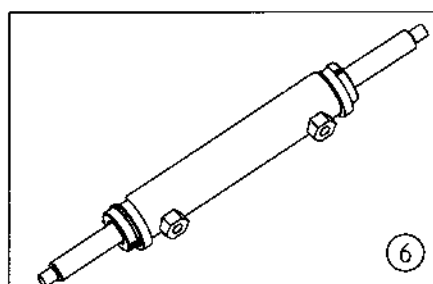
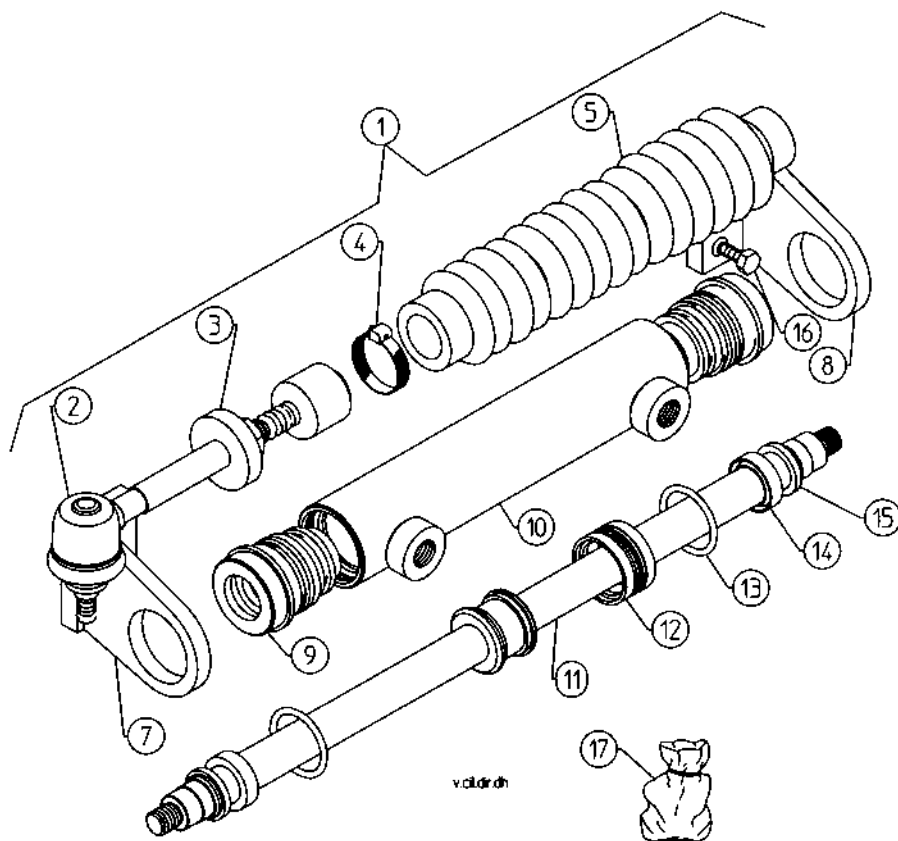


Transmisión

Transmission

Cilindro dirección
Steering cylinder

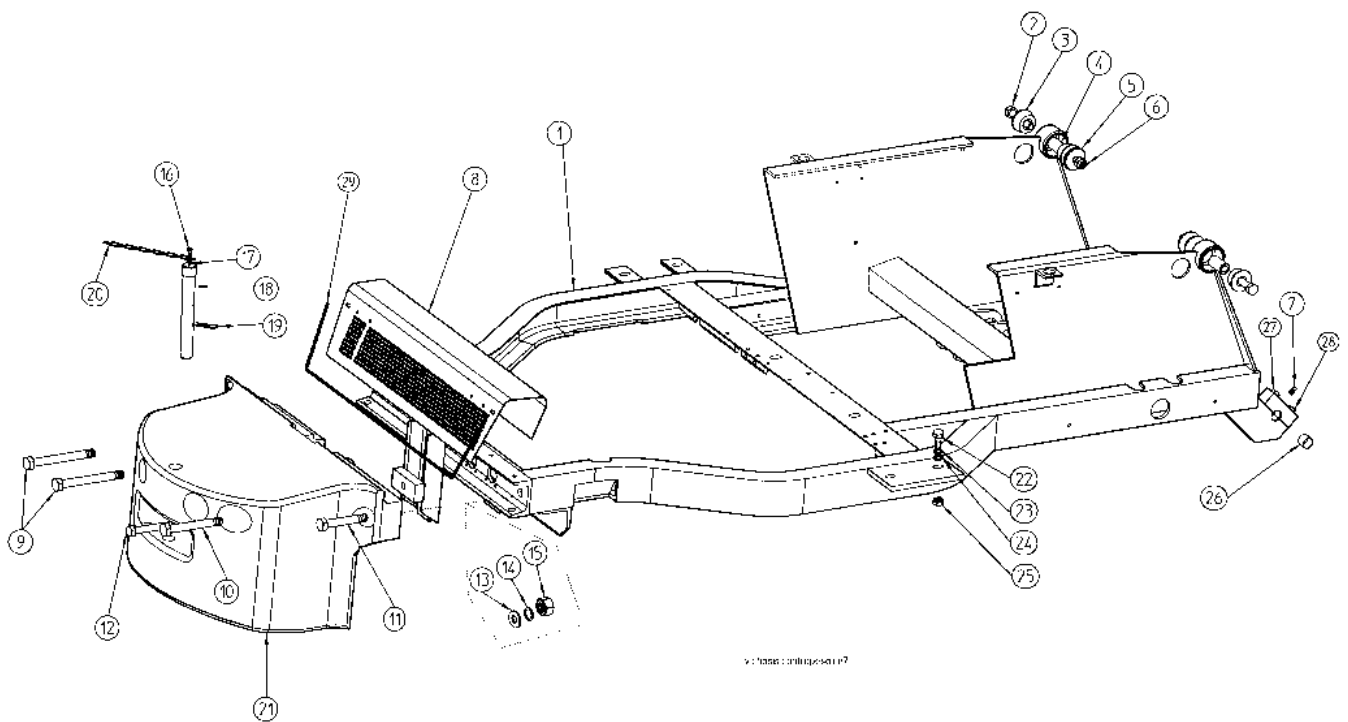
Fig. N° Fig. N°	Referencia Part N°	Cantidad Quantity	Fig. N° Fig. N°	Referencia Part N°	Cantidad Quantity
1 *	01.00617.11	1	10	01.06171.00	1
2 *	10.09101.01	2	11	01.06173.00	1
3	01.61720.00	2	12	207.04032.50	1
4	912.32050.66	2	13	201.03335.50	2
5	45.01492.00	2	14	229.02228.50	2
6	01.00617.10	1	15	228.02230.50	2
7	01.06175.00	1	16	603.08030.86	2
8	01.06176.00	1	17	11.99130.01	1
9	01.06172.00	2			



Bastidor Chassis

Chasis y contrapeso
Chassis and counterweight

Fig. N° Fig. N°	Referencia Part N°	Cantidad Quantity	Fig. N° Fig. N°	Referencia Part N°	Cantidad Quantity
1	10.04705.00	1	16	603.05020.86	1
2	604.14080.86	2	17	701.05000.86	1
3	15.00113.00	4	18	43.70835.00	1
4	15.00114.00	2	19	15.00836.00	1
5	37.00374.00	2	20	15.00834.00	1
6	711.14000.66	2	21	10.11788.00	1
7	901.08000.33	2	22	603.08020.86	4
8	10.11101.00	1	23	105.08000.66	4
9	604.16150.86	2	24	112.08000.66	4
10	604.16130.86	1	25	701.08000.20	4
11	604.16100.86	1	26	09.10302.01	2
12	604.16090.86	1	27	604.10055.86	2
13	101.16000.66	5	28	08.04001.00	1
14	105.16000.66	5	29	472.00007.00	1
15	701.16000.66	5			



v1: base contrapeso n2

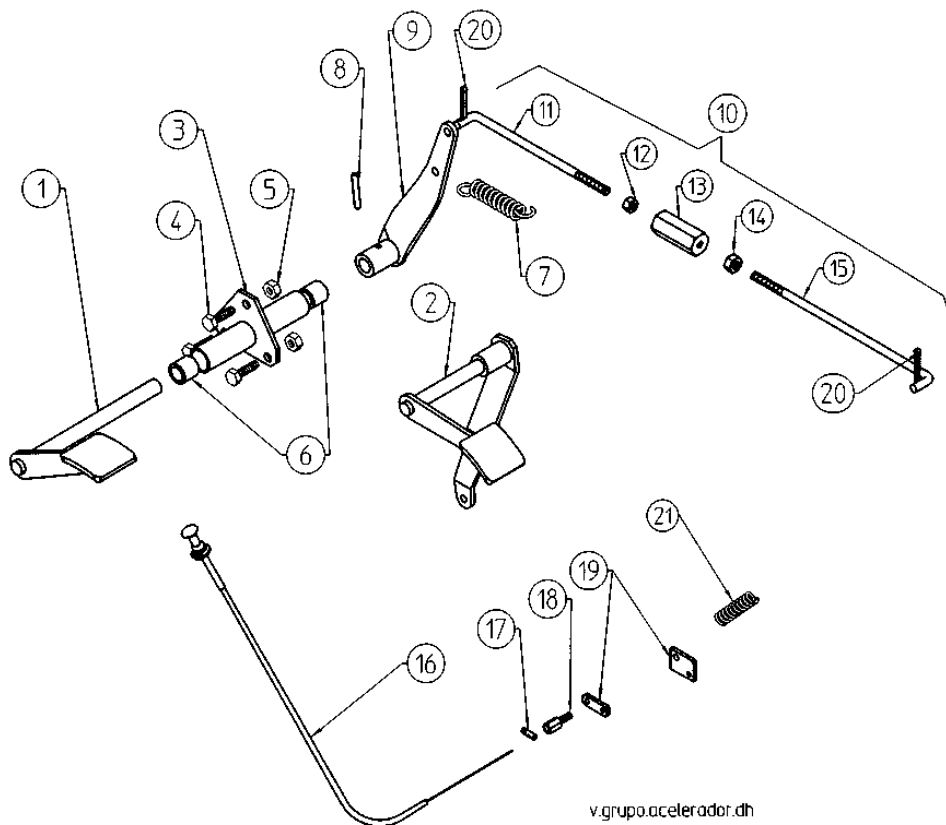


Acelerador Accelerator

Acelerador
Accelerator

Fig. N° Fig. N°	Referencia Part N°	Cantidad Quantity	Fig. N° Fig. N°	Referencia Part N°	Cantidad Quantity
1	37.00123.04	1 *	12	01.00138.00	1
2	37.01123.02	1 **	13	01.00133.00	1
3	15.00124.01	1	14	701.06000.66	1
4	630.06015.86	3	15	43.00727.00	1
5	701.06000.66	3	16	40.00148.00	1 **
6	01.00308.00	2	17	45.03150.00	1
7	45.00139.00	1	18	54.59180.00	1
8	402.04020.00	1	19	45.04113.00	1
9	16.00151.03	1 *	19A	45.04113.10	1 *
10	16.01470.00	1	20	401.02020.60	2
11	16.00146.00	1	21	01.00124.00	1 **

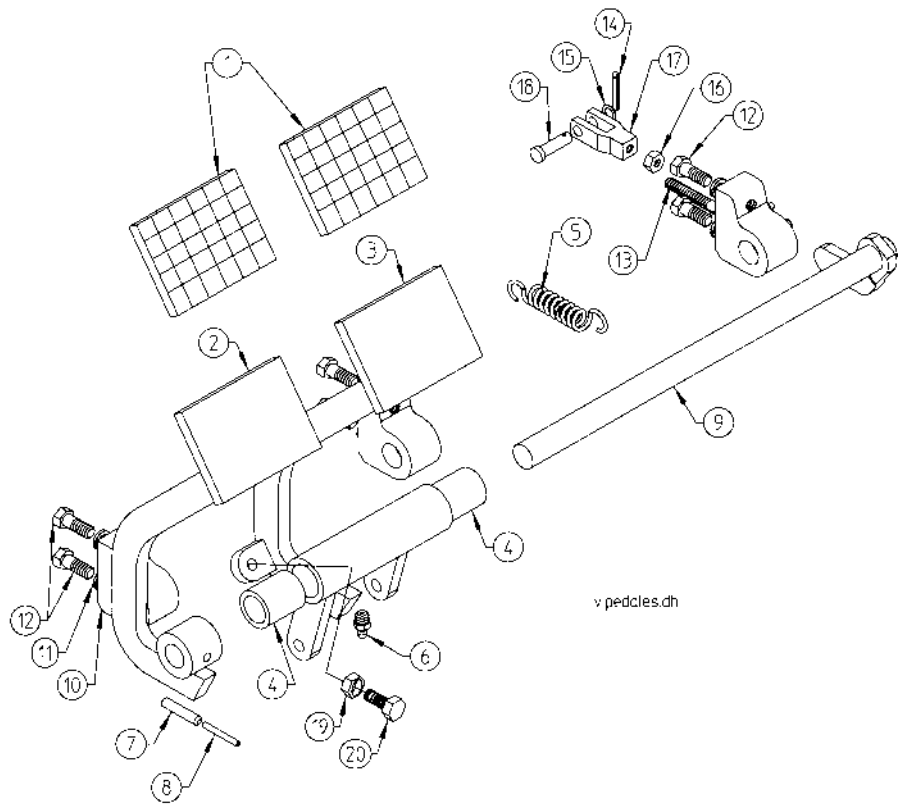
* Diter (OP.)
** Hatz



Embrague Clutch

Pedales
Pedals

Fig. N° Fig. N°	Referencia Part N°	Cantidad Quantity	Fig. N° Fig. N°	Referencia Part N°	Cantidad Quantity
1	43.07310.01	2	11	105.08000.66	6
2	10.00215.01	1	12	603.08020.86	6
3	10.00519.04	1	13	01.00212.01	1
4	923.16030.00	2	14	401.02020.60	2
5	01.00223.00	1	15	101.07000.86	2
6	901.08000.33	4	16	701.07000.86	1
7	402.06030.00	1	17	00.00329.01	1
8	402.35030.00	1	18	01.00226.00	1
9	10.00214.01	1	19	701.10000.66	1
10	01.00216.00	3	20	604.10035.86	1

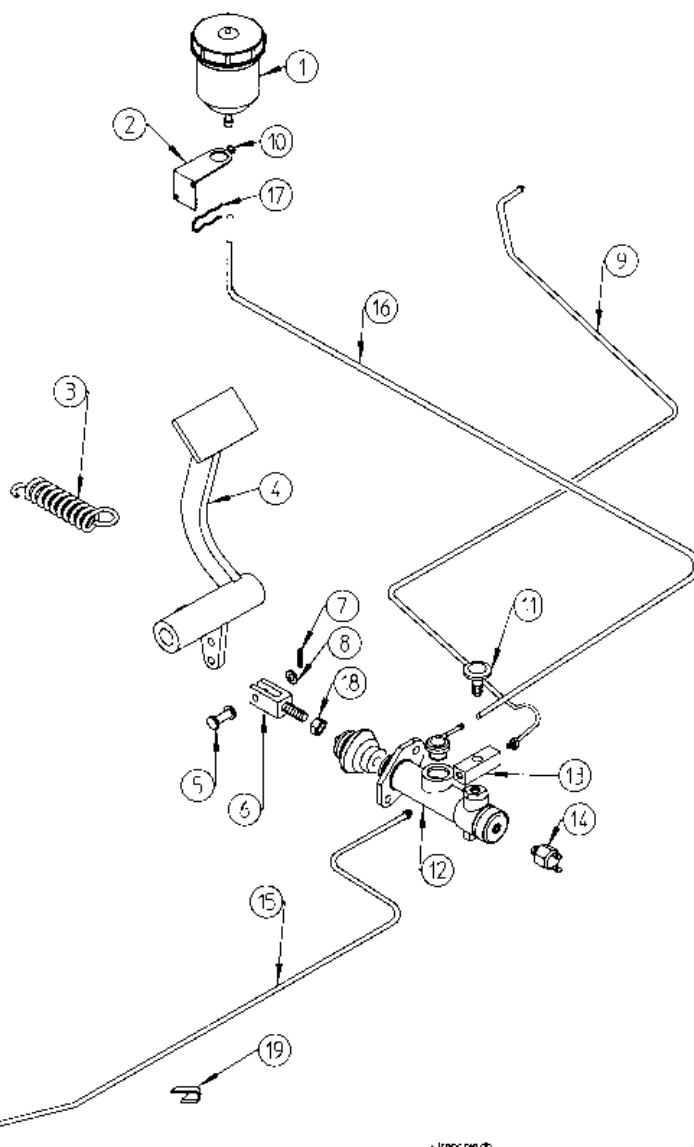




Freno Brake

Instalación frenos hidráulico
Hydraulic brake installation

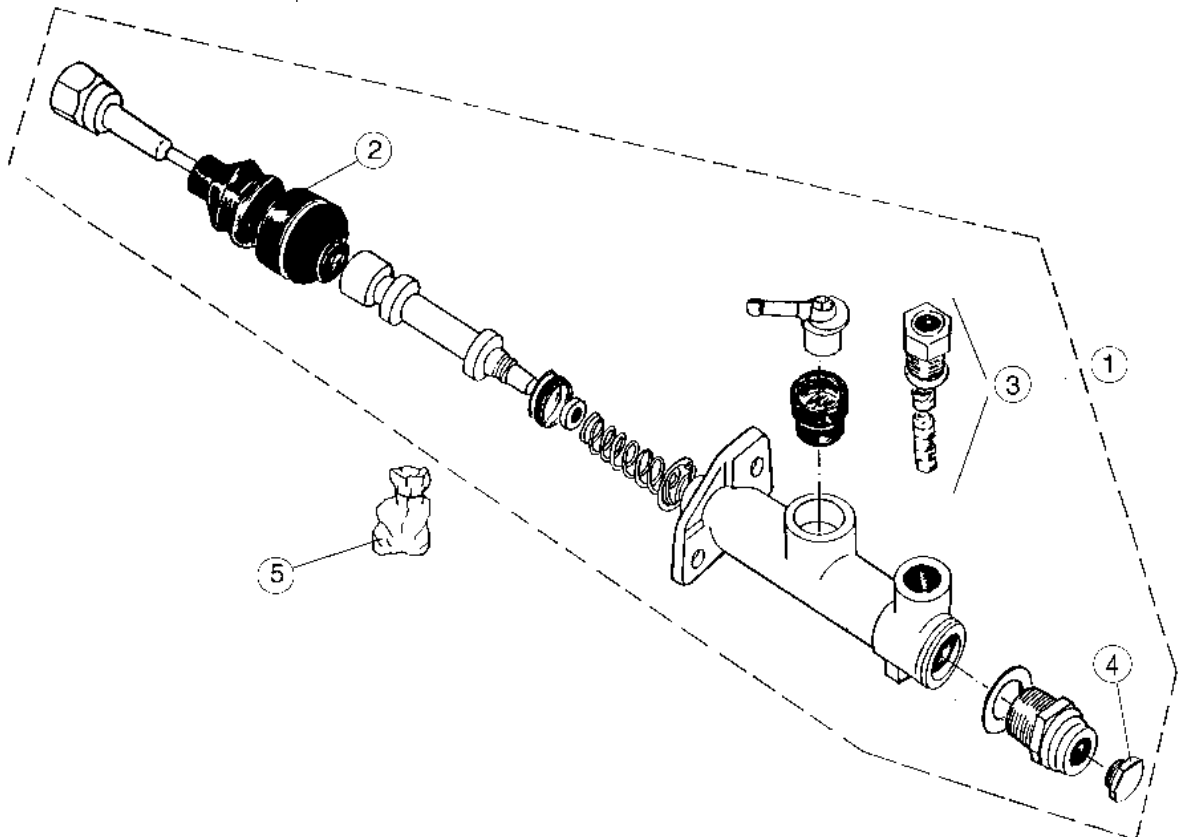
Fig. N° Fig. N°	Referencia Part N°	Cantidad Quantity	Fig. N° Fig. N°	Referencia Part N°	Cantidad Quantity
1	43.00751.00	1	11	31.01065.00	1
2	43.07511.00	1	12	43.00747.20	1
3	01.00223.01	1	13	43.01521.00	1
4	10.00519.04	1	14	31.01064.00	1
5	01.00514.01	1	15	39.00775.00	1
6	01.00564.02	1	16	43.00750.06	1
7	401.02020.60	1	17	43.07512.00	1
8	101.08000.66	1	18	01.01304.00	1
9	39.00774.00	1	19	929.05000.00	7
10	912.08000.66	2			



Freno Brake

Bomba de frenos
Brake pump

Fig. N° Fig. N°	Referencia Part N°	Cantidad Quantity
1	43.00747.20	1
2	43.00747.25	1
3	43.00747.34	1
4	15.07780.00	1
5	43.00747.90	1



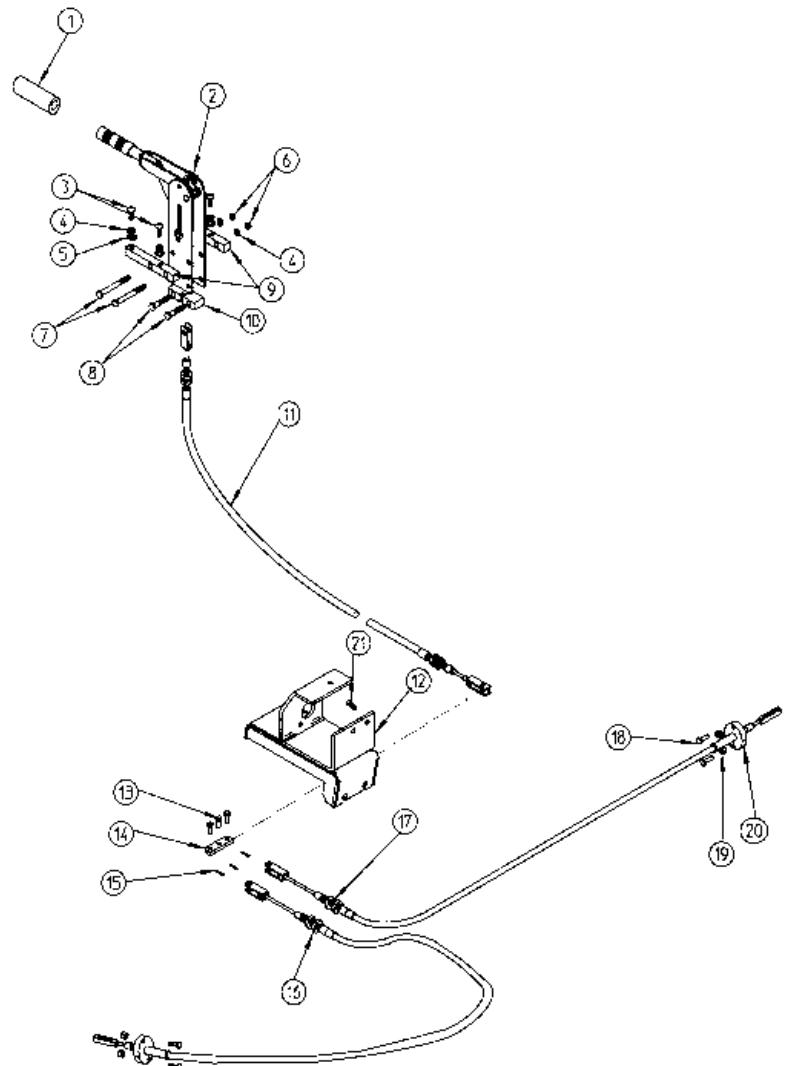


Freno Brake

Freno de estacionamiento
Parking brake

Fig. N° Fig. N°	Referencia Part N°	Cantidad Quantity
1	43.07550.01	1
2	43.00755.01	1
3	630.08020.96	4
4	105.08000.66	6
5	101.08000.66	4
6	701.08000.66	4
7	604.08070.86	2
8	604.08040.86	2
9	02.50551.00	2
10	43.00755.01	1
11	02.08102.00	1
12	37.00157.12	1
13	01.00514.01	3
14	43.00766.00	1
15	401.02020.60	3
16*	39.00706.00	1
17**	44.00706.02	1
18	603.08020.86	4
19	701.08000.66	4
20	43.00708.00	1

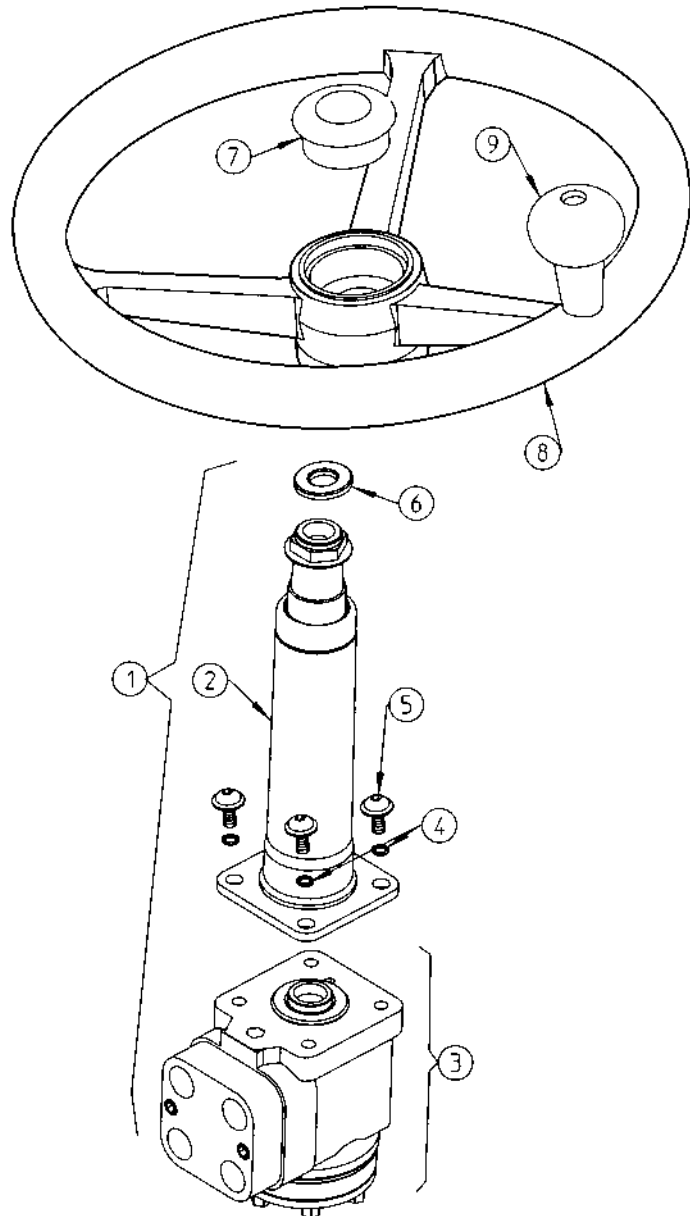
* izquierdo
** derecho



Dirección Steering

Dirección hidráulica
Hydraulic Steering

Fig. N° Fig. N°	Referencia Part N°	Cantidad Quantity
1	37.00608.01	1
2	09.10680.00	1
3	37.06130.00	1
4	105.10000.66	4
5	630.10030.96	4
6	105.16000.66	1
7	00.00626.03	1
8	15.01016.01	1
9	15.10161.01	1



v.drec.hidh



Ruedas Wheels

Ruedas traseras
Rear tyres

Fig. N° Fig. N°	Referencia Part N°	Cantidad Quantity
STANDARD		
1	39.10502DE01	1
1	39.10502IZ01	1
2	39.10628.00	2
3	10.00555.00	2
4	01.00585.10	2

RUEDAS ANCHAS (OPCIONALES)

1 *	45.00910DE00	1
1 **	45.00910IZ00	1
2	45.00913.00	1
4	45.00909.00	1

PUENTE SIMPLE TRACCIÓN

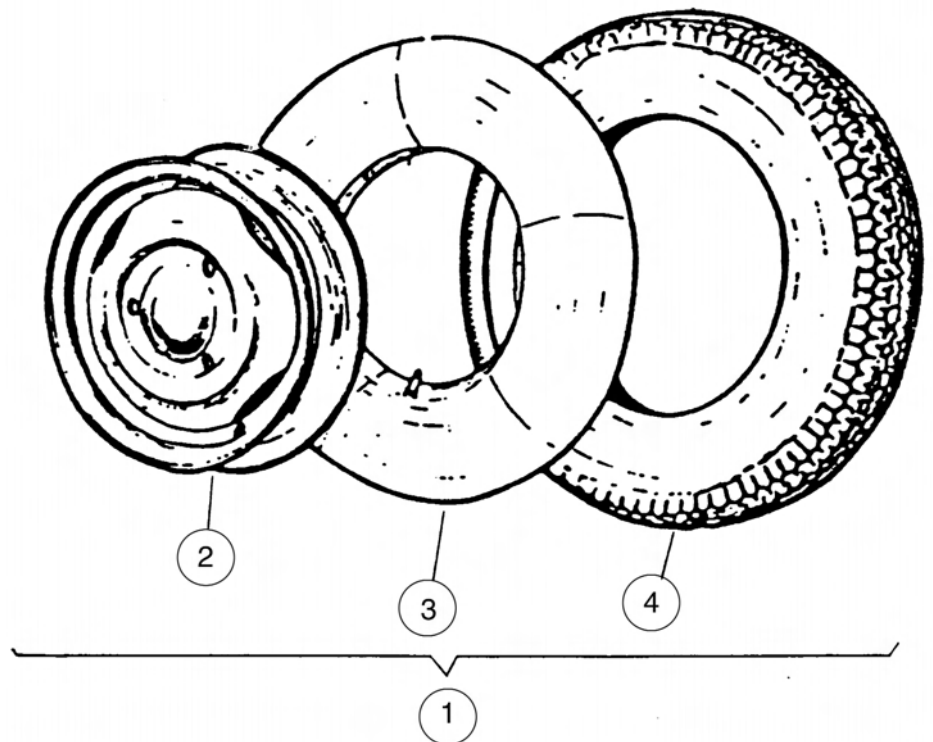
1	45.00902.00	2
2	45.00920.00	2
3	45.00921.00	2
4	45.00922.00	2
FLAP	45.00923.00	2

Fig. N° Fig. N°	Referencia Part N°	Cantidad Quantity
FLOTACIÓN EN SIMPLE TRACCIÓN		
1	45.00902DE01	1
1	45.00902IZ01	1
2	45.00920.02	2
3	45.00921.01	2
4	45.00922.02	2
5	45.00923.01	FLAP

RUEDAS MACIZAS (OPCIONAL)

1	16.09220.00	2
2	45.00911.00	1
4	16.0922.02	1

1	45.09220.00	2
2	45.00920.00	1
4	45.00922.01	1
5	45.00923.01	FLAP



Ruedas

Wheels

Ruedas delanteras
Front tyres

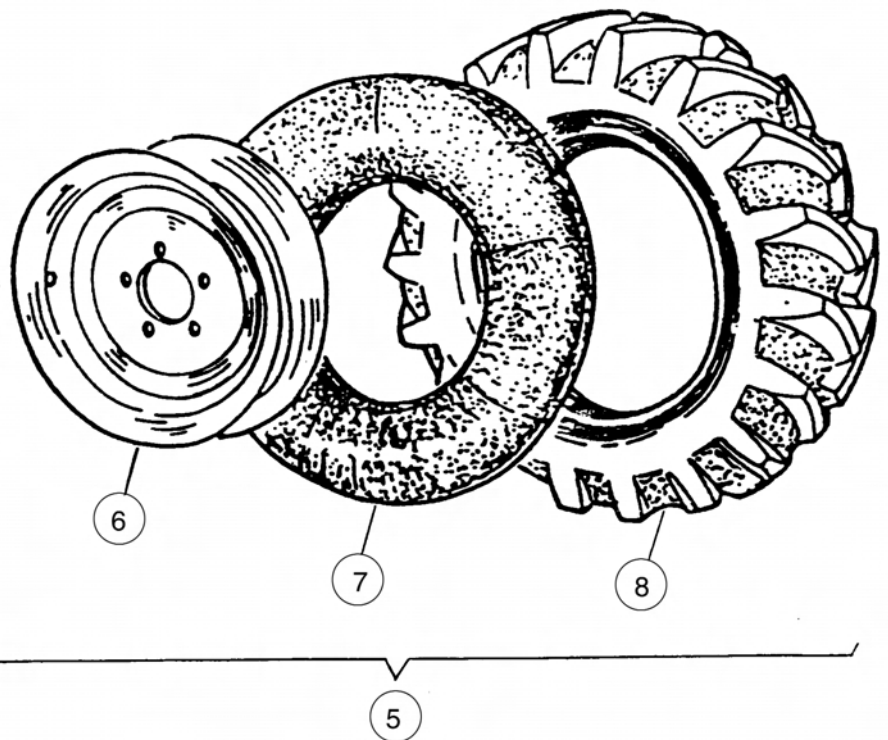
Fig. N° Fig. N°	Referencia Part N°	Cantidad Quantity
--------------------	-----------------------	----------------------

STANDARD

5	03.00501DE00	1 *
5	03.00501IZ00	1 **
6	02.00580.20	2
7	00.00590.00	2
8	00.00581.20	2

Ruedas anchas 4x4 opcionales

5	39.10501DE00	1 *
5	39.10501IZ00	1 **
6	39.00912.01	2
7	15.00912.01	2
8	16.00913.02	2

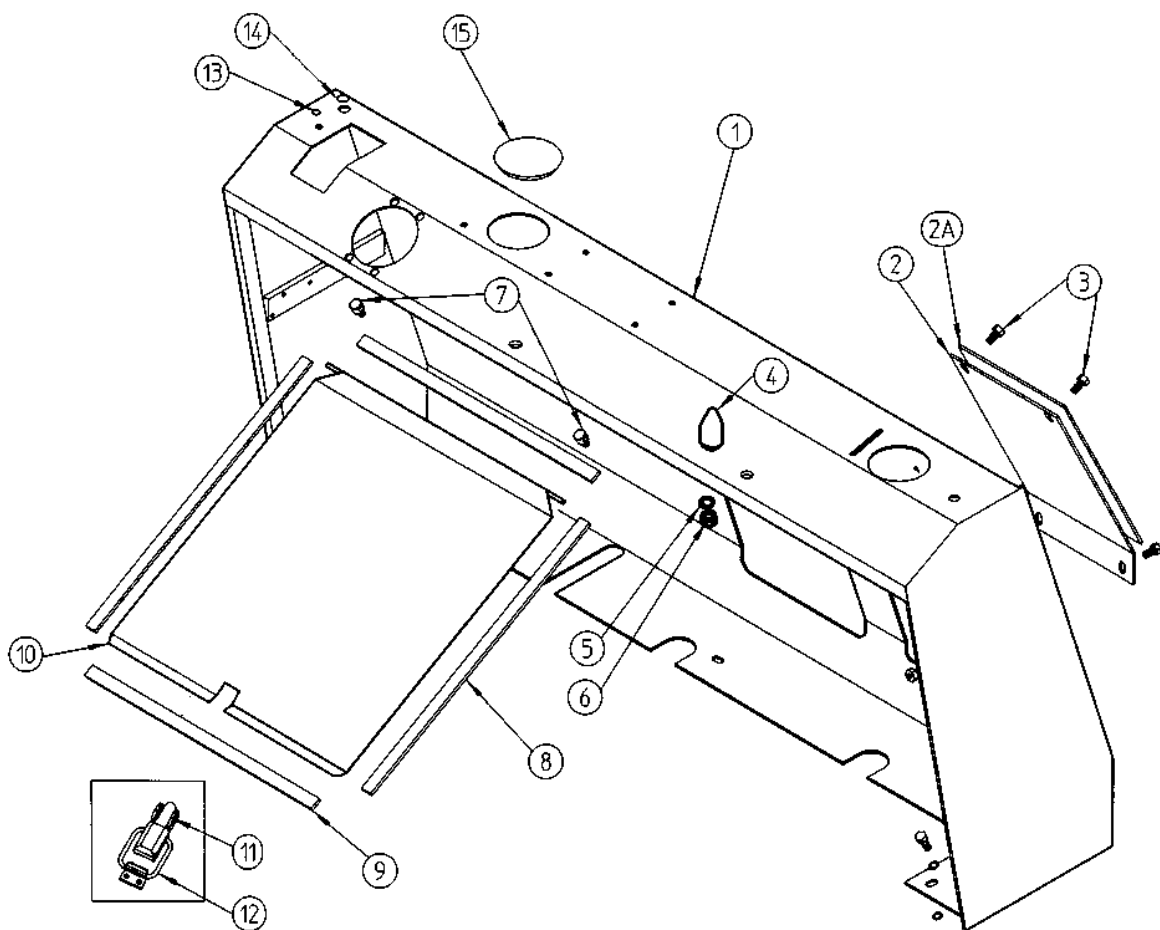




Carrocería Body

Soportes dirección
Steering Bracket

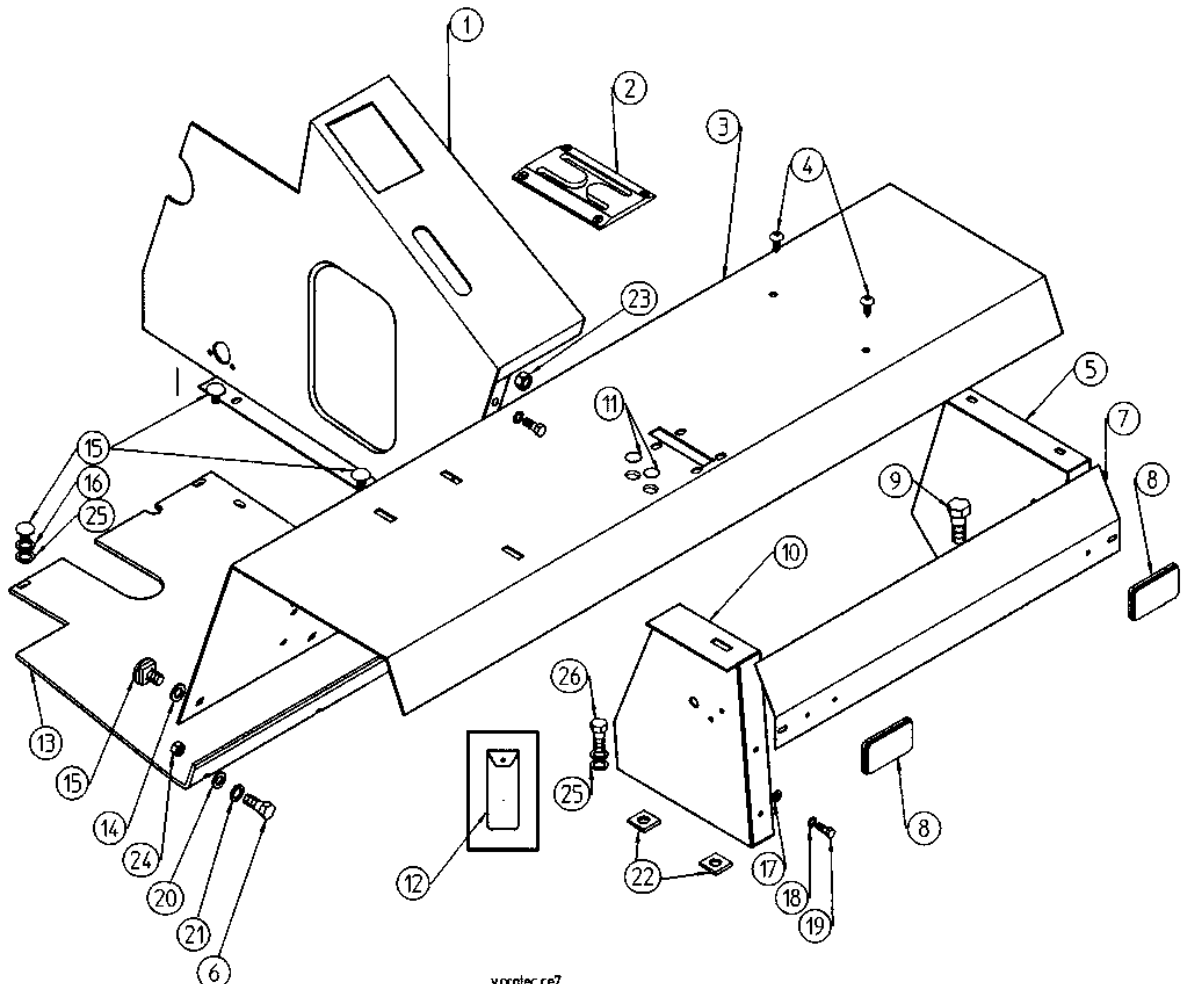
Fig. N° Fig. N°	Referencia Part N°	Cantidad Quantity
1	08.00701.05	1
2	02.00926.00	1
2A	02.00926.01	1
3	630.08020.96	4
4	09.00750.00	1
5	105.06000.66	1
6	701.06000.66	1
7	01.00735.00	2
8	02.00780.10	2
9	02.00780.09	1
10	02.00780.02	1
11	60.01925.01	1
12	60.01924.01	1
13	02.32013.00	1
14	02.32022.00	1
15	02.00758.00	1



Carrocería Body

Protectores
Protectors

Fig. N° Fig. N°	Referencia Part N°	Cantidad Quantity	Fig. N° Fig. N°	Referencia Part N°	Cantidad Quantity
1	02.30927.00	1	14	105.08000.66	4
2	40.00930.00	1	15	630.08020.96	4
3	02.00923.02	1	16	105.08000.66	6
4	603.08020.96	4	17	727.06004.86	4
5	02.11923.00	1	18	105.06000.66	4
6	605.10020.66	1	19	603.06015.96	4
7	02.21922.01	1	20	105.10000.66	3
8	14.40901.00	2	21	101.10000.66	3
9	603.08015.86	4	22	117.09000.66	4
10	02.10923.00	1	23	701.08000.66	1
11	02.32016.00	1	24	701.10000.66	1
12	01.00036.01	1	25	101.08000.66	6
13	37.00726.22	1	26	603.08025.86	4





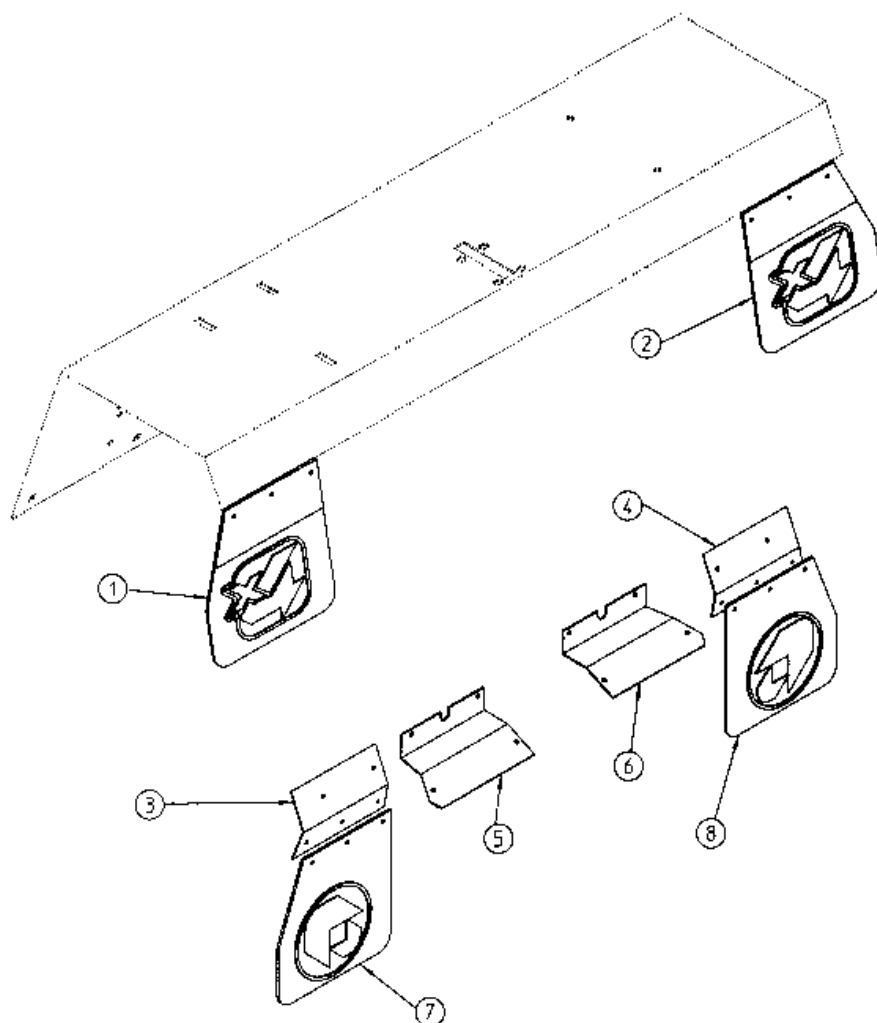
Carrocería

Body

Faldones ruedas
Mudflaps

Fig. N° Fig. N°	Referencia Part N°	Cantidad Quantity
1	09.11831.01	1 4x4
2	09.10829.01	1 4x4
3	09.01832.00	1
4	09.01830.00	1
5	09.01827.00	1 (1)
6	09.01827.00	1 (1)
7	09.01831.00	1 (2)
8	09.01829.00	1 (2)

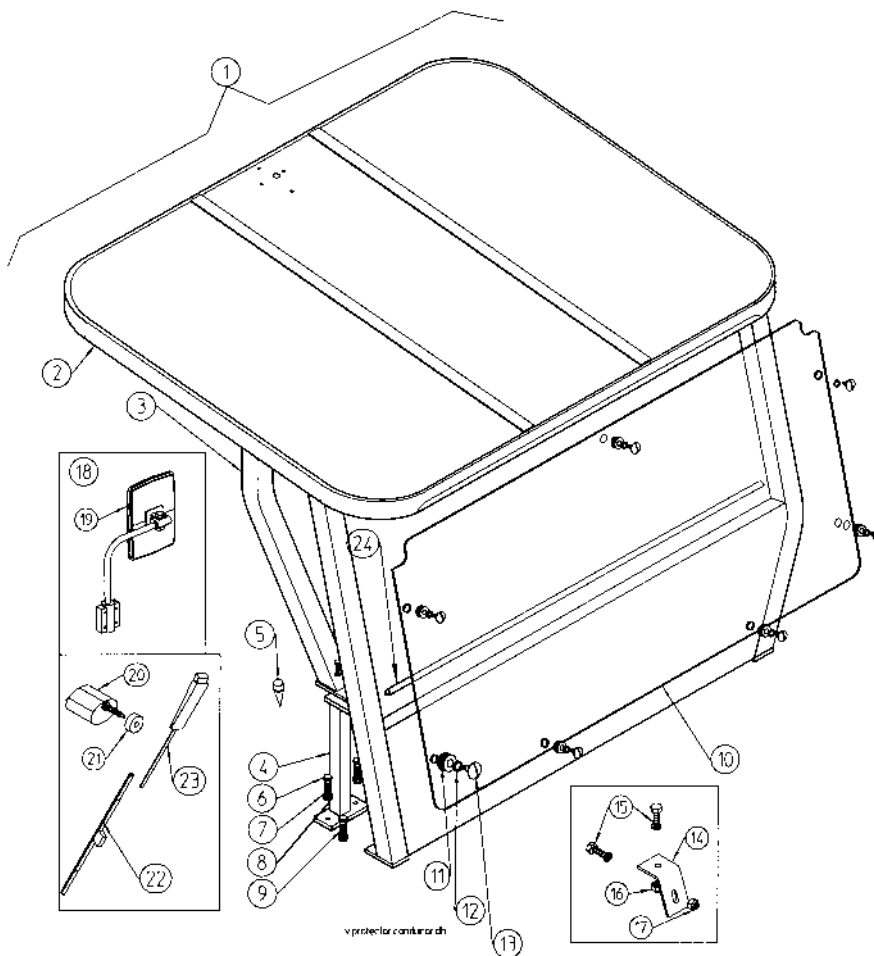
(1) Inst. sin luces
(2) Inst. con luces



Carrocería Body

Protector conductor
Driver Protector

Fig. N° Fig. N°	Referencia Part N°	Cantidad Quantity	Fig. N° Fig. N°	Referencia Part N°	Cantidad Quantity
1	39.08236.01	1	13	43.50941.00	7
2	39.08237.01	1	14	01.08251.00	1
3	01.08237.20	1	15	630.06015.96	2
4	02.00788.00	1	16	101.06000.66	2
5	09.00750.00	1	17	711.06000.66	2
6	603.08025.86	2	18	09.11009.00	1
7	105.08000.66	2	19	09.11013.00	1
8	112.08000.66	2	20	46.00843.00	1
9	603.12030.86	4	21	01.00804.01	1
10	39.08252.00	1	22	46.00842.00	1
11	16.00760.00	7	23	46.00841.00	1
12	101.11000.66	7			



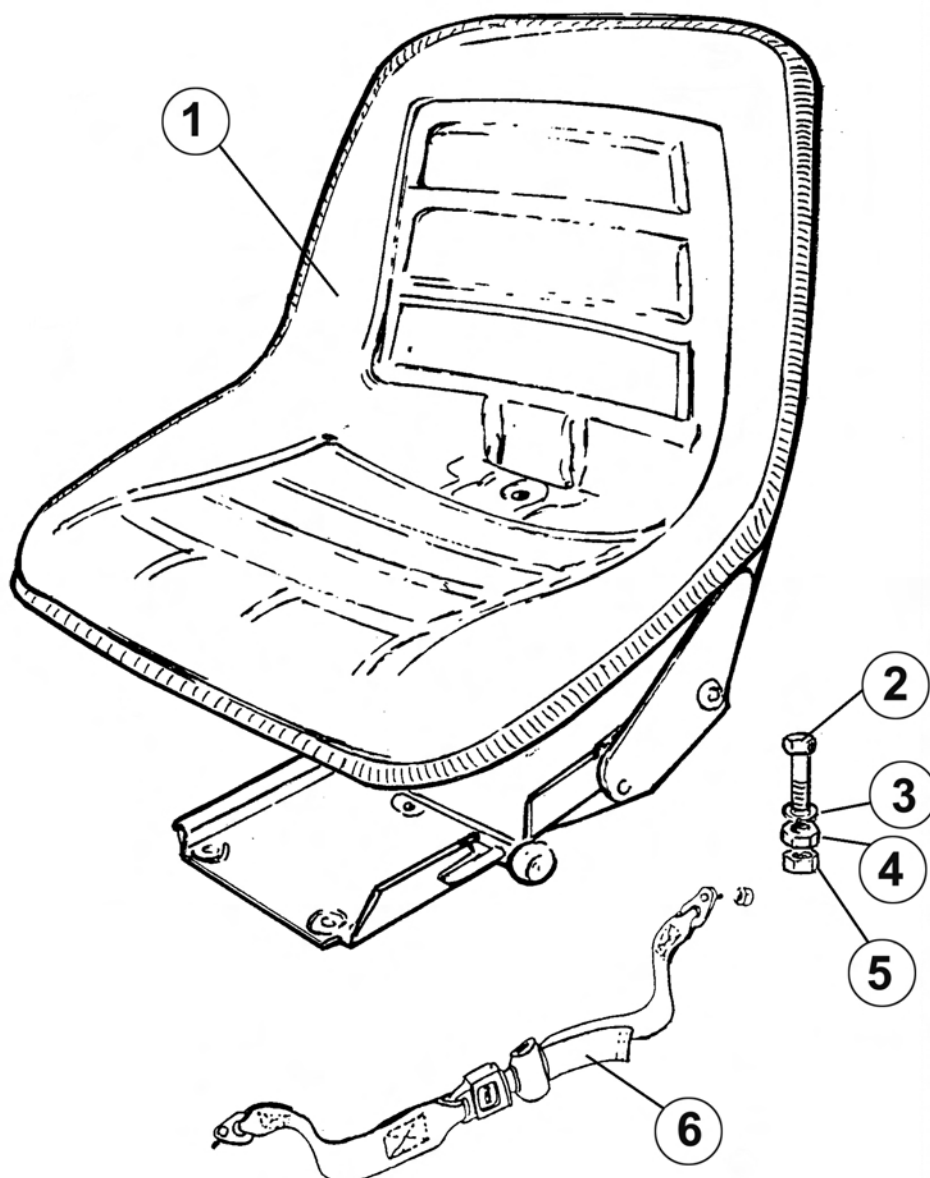


Carrocería

Body

Asiento
Seat

Fig. N° Fig. N°	Referencia Part N°	Cantidad Quantity
1	01.00706.06	1
2	605.10025.86	4
3	105.10000.66	4
4	701.10000.66	4
5	711.10000.66	4
6	45.60002.01	1

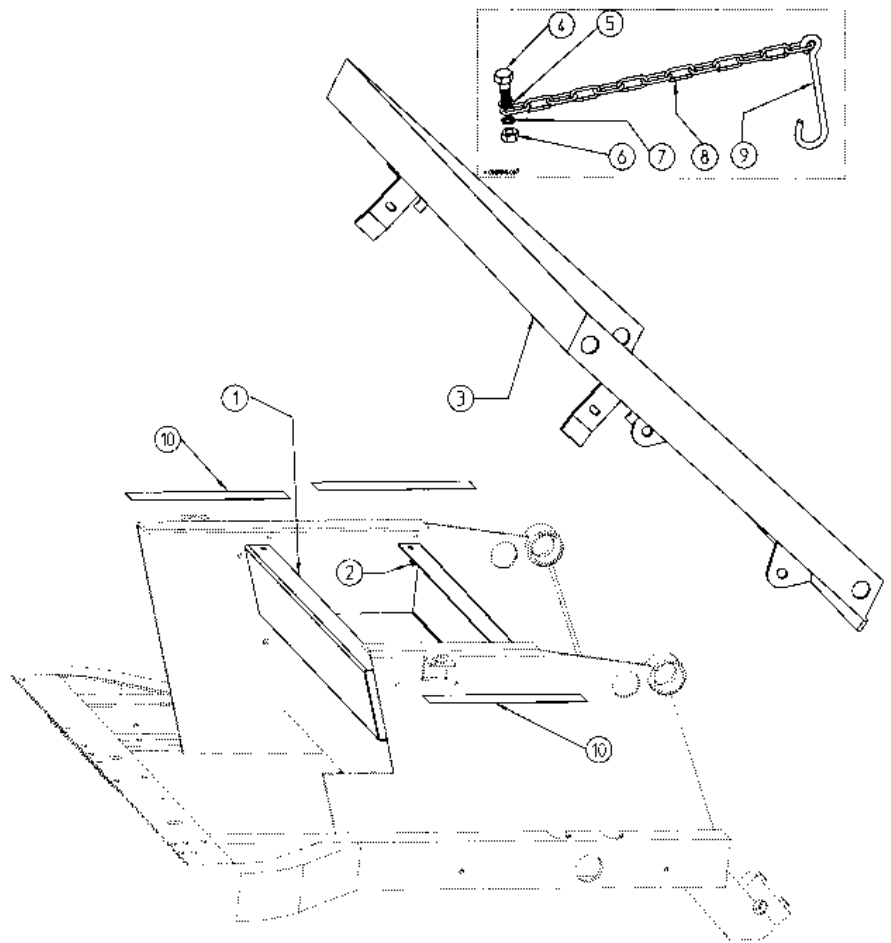


Carrocería

Body

Plataforma
Platform

Fig. N° Fig. N°	Referencia Part N°	Cantidad Quantity
1	10.08615.00	1
2	711.06000.66	4
3	08.11110.00	1
4	603.06020.86	1
5	101.06000.66	1
6	701.06000.66	1
7	105.06000.66	1
8	15.00834.00	1
9	45.00715.00	1
10	472.04015.00	3

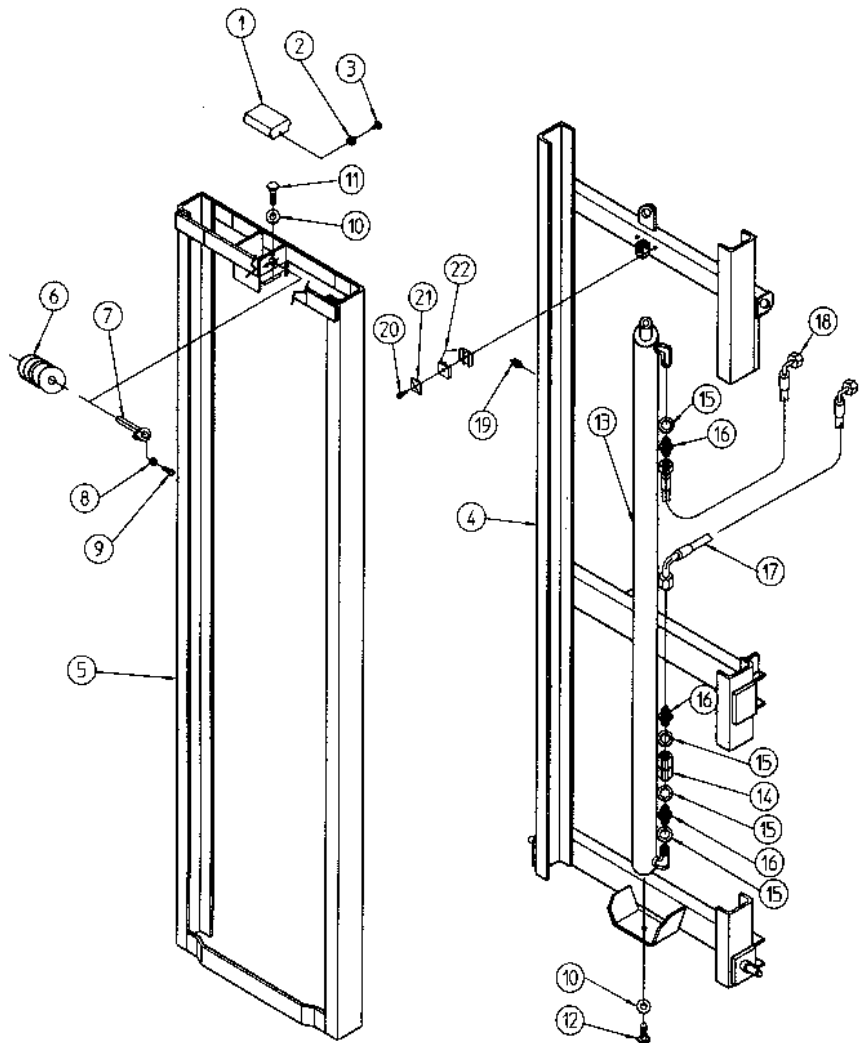




**Implementos
funcionamiento
máquina
Machine
operation
tools**

Mástil
Mast

Fig. N° Fig. N°	Referencia Part N°	Cantidad Quantity	Fig. N° Fig. N°	Referencia Part N°	Cantidad Quantity
1	EL.20001.00	1	12	603.16030.86	1
2	603.06010.86	2	13	10.13183.00	1
3	105.06000.00	2	14	10.01392.00	1
4	EL.20002.00	1	15	08.00316.00	4
5	EL.20003.00	1	16	08.00319.00	3
6	EL.20004.00	1	17	10.13272.00	1
7	EL.20005.00	1	18	10.13271.00	1
8	105.08000.00	1	19	901.10000.33	4
9	603.08012.86	1	20	601.06045.86	2
10	105.18000.00	2	21	EL.20006.00	2
11	603.16050.86	1	22	EL.20007.00	4

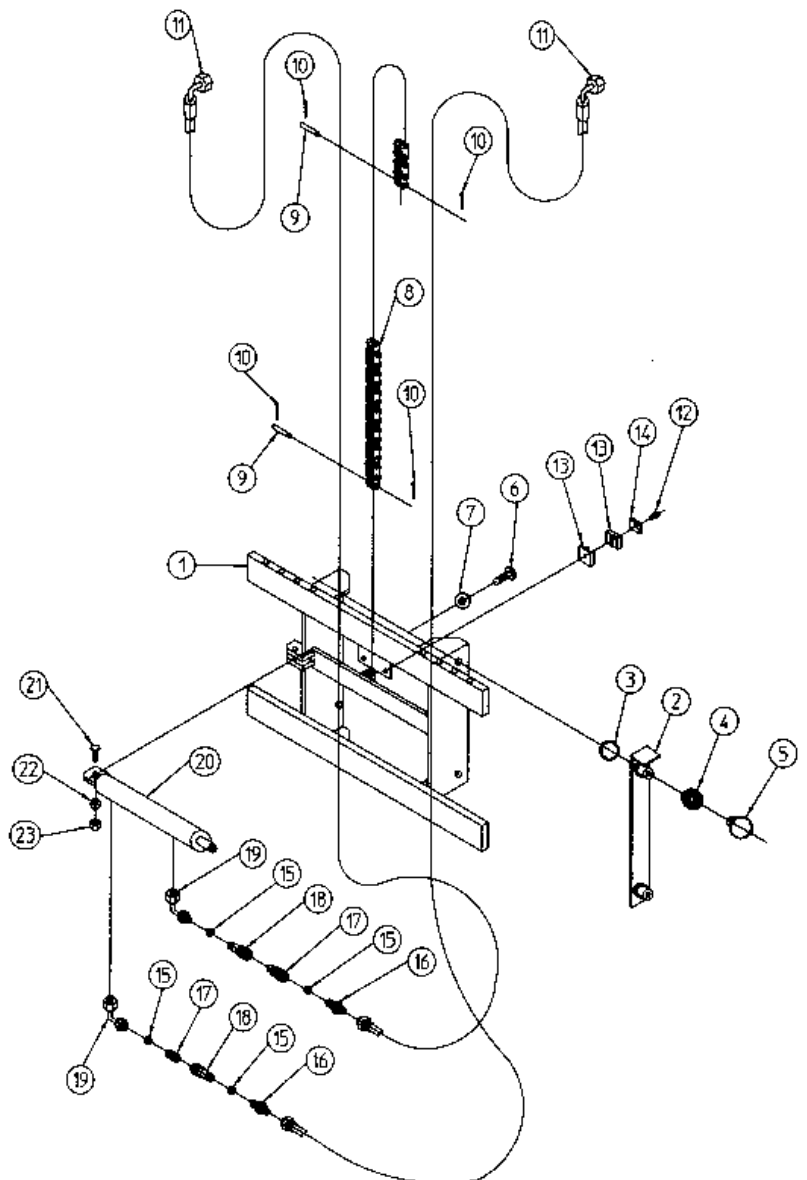


kit.10.12180.00

**Implementos
funcionamiento
máquina**
*Machine
operation
tools*

Fijación tolva
Skip Fixation

Fig. N° Fig. N°	Referencia Part N°	Cantidad Quantity	Fig. N° Fig. N°	Referencia Part N°	Cantidad Quantity
1	EL.20008.00	1	13	EL.20015.00	4
2	EL.20009.00	2	14	EL.20016.00	2
3	EL.20010.00	4	15	28.00341.00	4
4	EL.20011.00	4	16	28.00337.00	4
5	EL.20012.00	4	17	09.13014.00	2
6	603.08045.86	4	18		
7	105.18000.00	4	19	11.00360.00	2
8	EL.20013.00	1	20	10.13269.00	1
9	EL.20014.00	2	21	603.12050.86	1
10	401.02015.60	4	22	105.12000.00	1
11	10.13270.00	2	23	711.12000.66	1
12	601.06045.86	2			



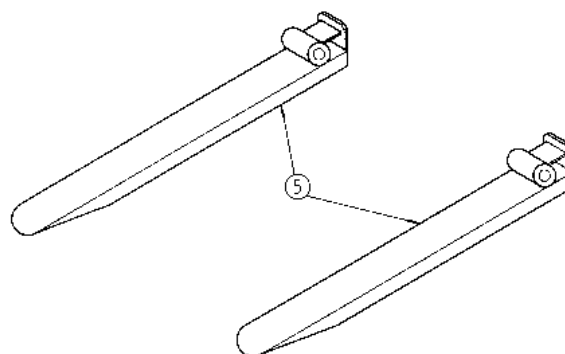
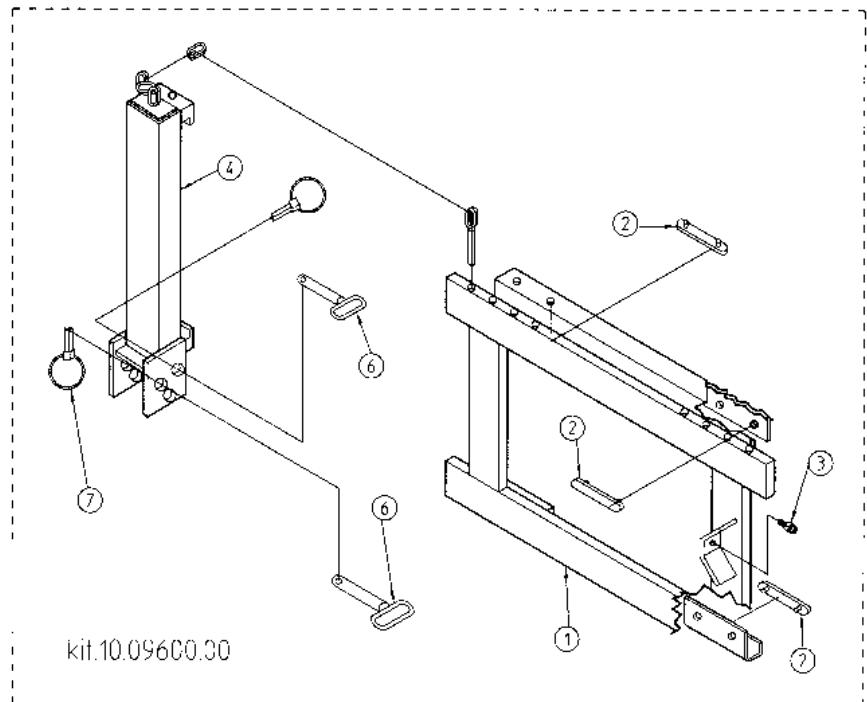


**Implementos
funcionamiento
máquina**

*Machine
operation
tools*

Desplazamiento lateral
Lateral displacement

Fig. N° Fig. N°	Referencia Part N°	Cantidad Quantity
1	EL.20017.00	1
2	EL.20018.00	6
3	601.12025.86	1
4	EL.20019.00	2
5	EL.20020.00	2
6	EL.20021.00	4
7	EL.20022.00	4

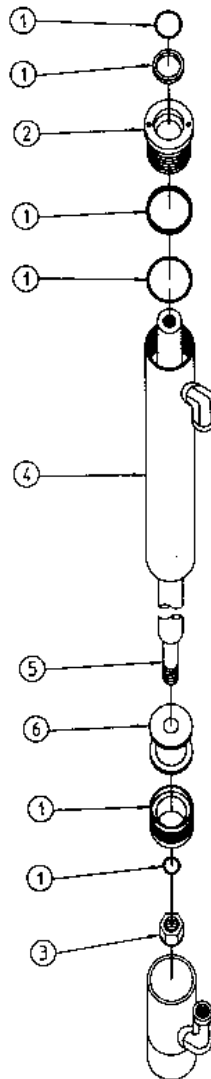


-102.e.mosfi ce7

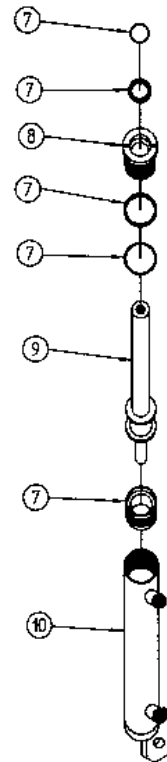
**Implementos
funcionamiento
máquina**
*Machine
operation
tools*

Cilindro mástil
Mast cylinder

Fig. N° Fig. N°	Referencia Part N°	Cantidad Quantity
1	EL.20023.00	1
2	EL.20024.00	1
3	EL.20025.00	1
4	EL.20026.00	1
5	EL.20027.00	1
6	EL.20028.00	1
7	EL.20029.00	1
8	EL.20030.00	1
9	EL.20031.00	1
10	EL.20032.00	1



Kit.10.13183.00



kit.10.13269.00

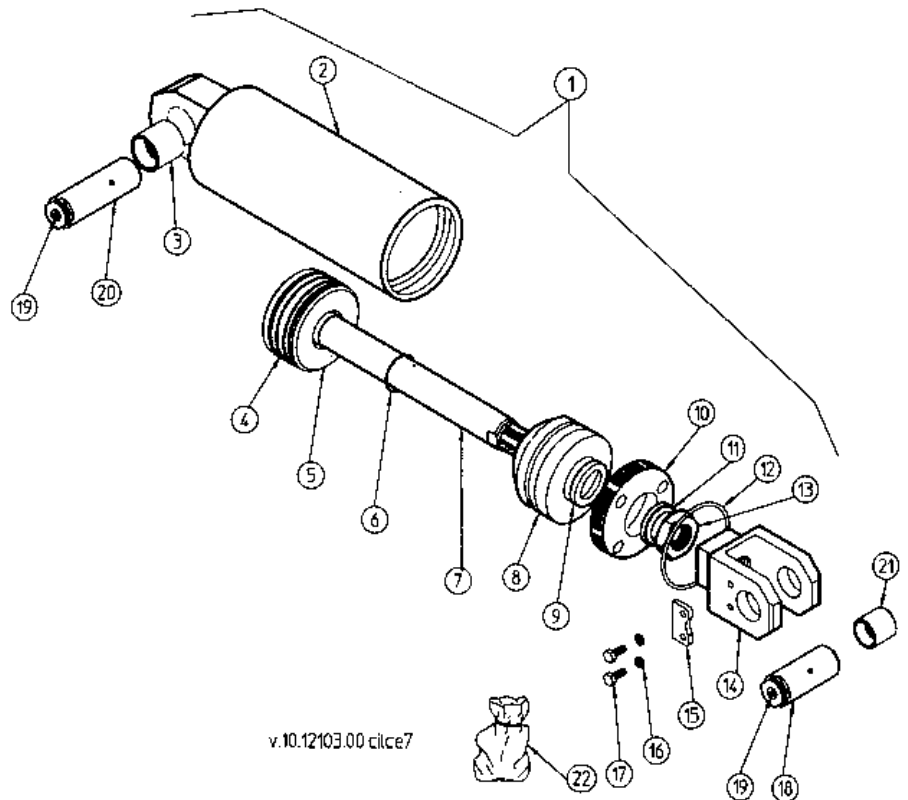


**Implementos
funcionamiento
máquina**

*Machine
operation
tools*

Cilindro inclinación
Tilting cylinder

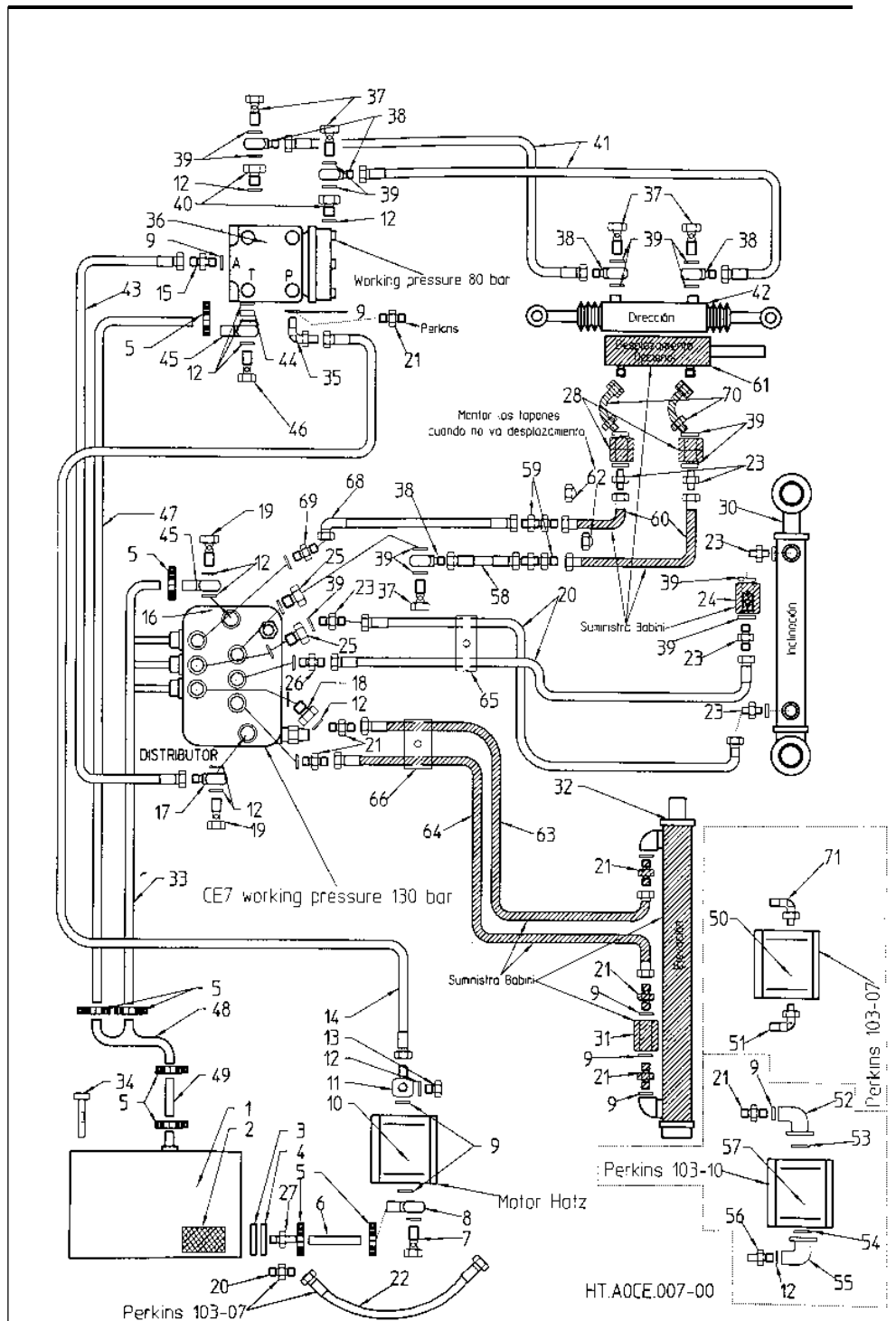
Fig. Nº Fig. Nº	Referencia Part Nº	Cantidad Quantity
1	10.12103.00	1
2	10.12102.00	1
3	43.70528.00	1
4	207.63028.50	1
5	08.00521.04	1
6	201.22003.52	1
7	10.12003.00	1
8	08.00528.02	1
9	217.30006.50	1
10	08.00530.01	1
11	203.30008.50	1
12	201.05153.50	1
13	10.01117.00	1
14	10.01115.01	1
15	15.00832.00	1
16	105.06000.66	2
17	603.06015.86	2
18	08.00135.00	1
19	901.08000.66	2
20	09.00135.00	1
21	08.00527.00	1
22	08.99500.05	(1)



Instalación circuito hidráulico

Hydraulic circuit

Accionamiento
con dirección hidráulica
*Actionament with
hydraulic steering*





**Instalación
circuito
hidráulico**
*Hydraulic
circuit*

Accionamiento
con dirección hidráulica
*Actionament with
hydraulic steering*

Fig. N° Fig. N°	Referencia Part N°	Cantidad Quantity	Fig. N° Fig. N°	Referencia Part N°	Cantidad Quantity
1	02.00924.02	1	36	37.06130.00	1
2	09.00630.61	1	37	28.00340.00	5
3	201.75003.50	1	38	28.00339.00	4
4	02.01432.01	1	39	28.00341.00	12
5	912.20032.66	3	40	28.00338.00	2
6	46.00304.00	1	41	02.00145.00	2
7	16.01372.00	1	42	39.00617.12	1
8	16.01371.00	1	43	10.00698.00	1
9	08.00316.00	8	44	14.01315.00	1
10	16.00110.01	1	45	08.00297.00	1
11	08.00311.00	2	46	10.01382.00	1
12	08.00317.00	12	47	15.01615.00	1
13	08.00320.00	2	48	10.00692.00	1
14	54.01819.01	1 *	49	10.01360.00	1
14	54.01825.00	1 **	50	09.13010.00	1
15	08.00313.00	1	51	55.54051.00	1
16	15.00330.00	1	52	43.51333.00	1
17	08.00298.00	1	53	201.01702.50	1
18	10.01353.00	1	54	201.02402.50	1
19	08.00315.00	2	55	43.51332.00	1
20	43.70940.00	3	56	08.00301.00	1
21	08.00319.00	4	57	09.13125.00	1
22	09.13800.00	1	58	46.50112.01	1
23	28.00337.00	6	59	10.13380.00	2
24	10.13920.00	1	60	10.13270.00	2
25	28.00338.00	2	61	10.13269.00	1
26	19.00720.01	1	62	10.10080.00	2
27	02.01433.00	1	63	10.13271.00	1
28	09.13014.00	2	64	10.13272.00	1
29	45.01365.10	1	65	15.10993.00	1
30	10.12103.00	1	66	15.10994.00	1
31	10.01392.00	1	67	10.30530.00	1
32	10.13183.00	1	68	10.10880.00	1
33	15.01616.00	1	69	19.00720.00	1
34	09.00631.61	1	70	11.00360.00	2
35	43.01454.00	1			

* DEUTZ / HATZ

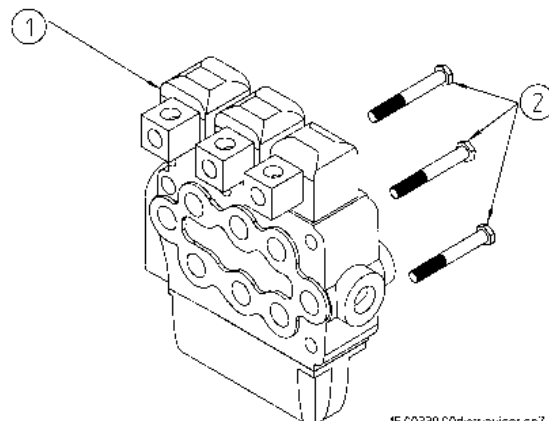
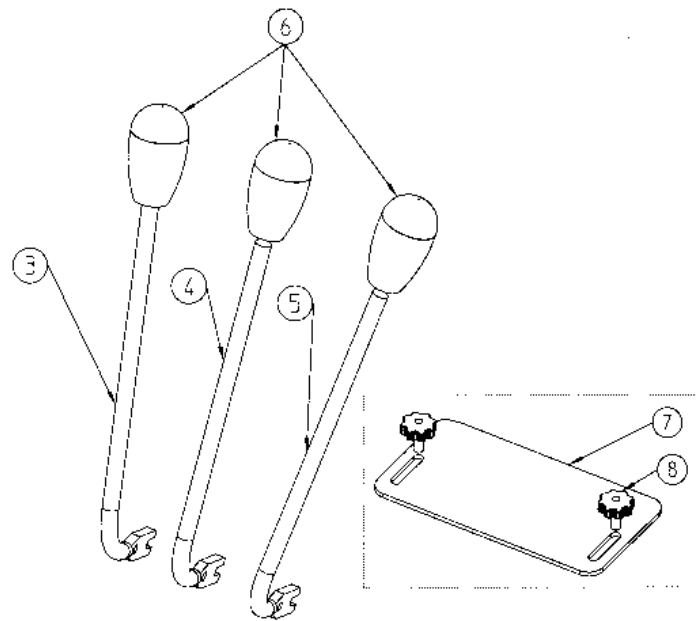
** PERKINS

Instalación circuito hidráulico

Hydraulic circuit

Distribuidor
Distributor

Fig. N° Fig. N°	Referencia Part N°	Cantidad Quantity
1	15.00330.00	1
2	630.08070.96	3
3	43.01451.01	1
4	43.01451.02	1
5	43.01451.00	1
6	60.01007.00	3
7	03.11103.00	1
8	59.10738.00	2



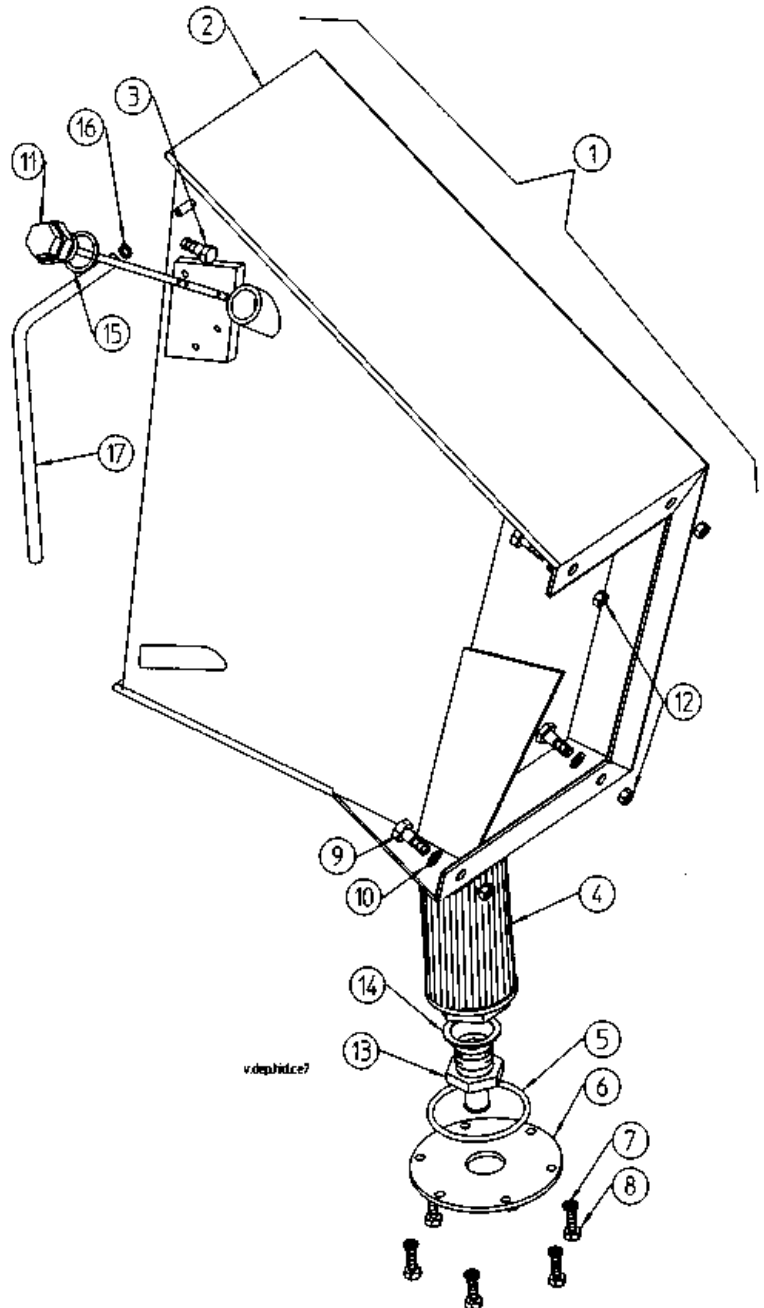
v.15 C0330.C0distribuidor.ce7



Instalación circuito hidráulico *Hydraulic circuit*

Depósito aceite
Hydraulic oil tank

Fig. N° Fig. N°	Referencia Part N°	Cantidad Quantity	Fig. N° Fig. N°	Referencia Part N°	Cantidad Quantity
1	02.09240.03	1	10	105.08000.66	4
2	02.00924.03	1	11	09.00631.00	1
3	603.08025.86	2	12	701.08000.66	4
4	09.00630.61	1	13	02.01433.00	1
5	201.75003.50	1	14	45.01423.00	1
6	02.01432.01	1	15	08.00316.00	1
7	105.06000.66	6	16	912.09000.66	1
8	603.06015.86	6	17	43.00750.08	1
9	603.08020.86	4			



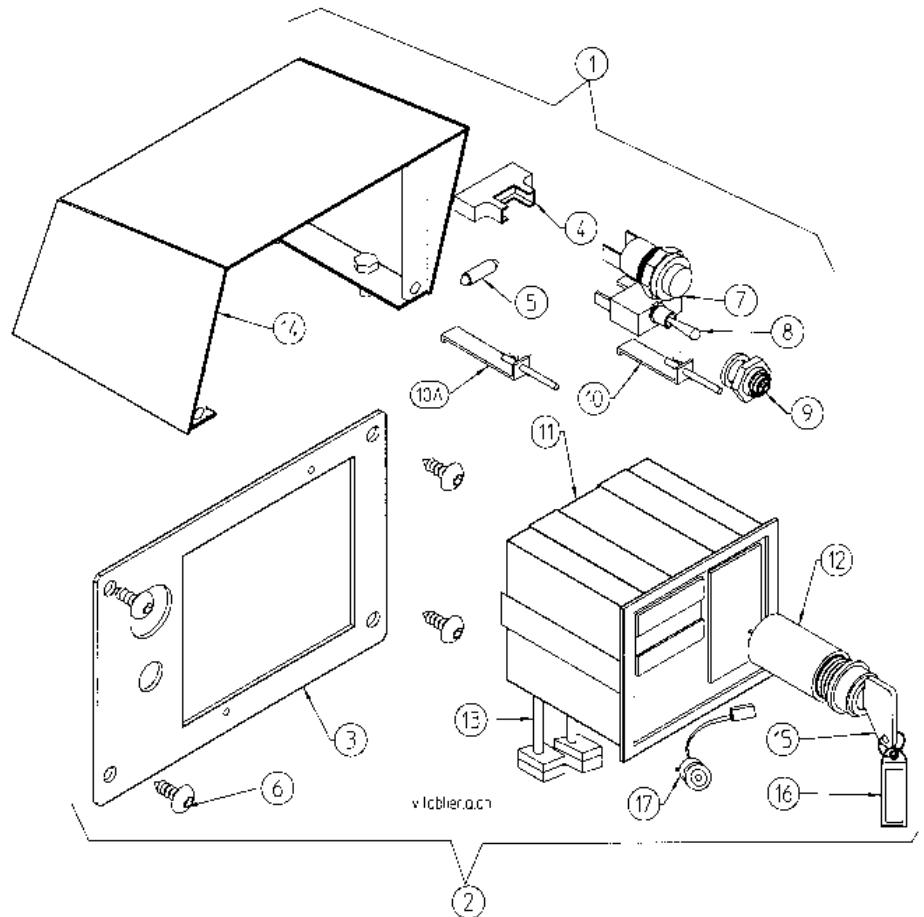
Instalación eléctrica

Electric circuit

Tablier arranque
Starting Panel

Fig. N° Fig. N°	Referencia Part N°	Cantidad Quantity	Fig. N° Fig. N°	Referencia Part N°	Cantidad Quantity
1	40.92200.00	1 **	10	46.50029.00	1 **
1	09.92200.03	1 *	10	46.50029.01	1 *
2	40.09220.00	1 *	11	09.50020.00	1 *
2	09.09220.03	1 **	11	09.50020.01	1 **
3	09.00923.03	1	12	01.00823.03	1
4	01.00928.00	1	13	01.00844.12	1 *
5	43.50030.00	1	13	01.00844.14	1 **
6	603.06015.96	1	14	09.00922.03	1
7	01.00796.00	1	15	43.50022.01	1
8	43.50024.01	1	16	43.50022.02	1
9	43.50025.00	1	17	58.15340.00	1 **

* LKS (op.)
** HATZ





Instalación eléctrica

Electric circuit

Arranque
Starting elec.

Fig. N° Fig. N°	Referencia Part N°	Cantidad Quantity
1	09.00080.03	1 *
1	09.00080.04	1 **
2	09.92200.03	1 *
2	40.92200.00	1 ***
3	01.08440.10	1 *
3	40.08440.10	1 ***
4	85.11800.09	1 *
4	85.11800.10	1 **
4	86.90000.06	1 ***
5	01.00798.00	1 *
5	01.00798.01	1 **
5	86.90000.26	1 ***
6	15.00101.12	1 *
6	15.00101.13	1 **
6	86.90000.11	1 ***
6A	86.90000.10	1 ***
7	16.01415.00	1 *
7	16.01415.50	1 **
7	86.90000.04	1 ***
8	01.00881.00	1
9	01.01360.00	1
10	601.12025.86	2
11	01.00855.00	1
12	00.09034.00	1
13	105.08000.66	2
14	601.08020.86	2
15	02.01926.01	1
16	00.09035.01	1
17	15.01443.00	1
18	01.00842.00	1
19	603.08015.86	1
20	43.10827.01	1
21	105.08000.66	1
22	701.08000.66	1
23	46.10002.00	1
24	02.02926.01	1
25	01.00844.99	1
26	02.00189.01	1
27	02.00189.00	1
28	85.11800.23	1
29	83.00840.05	1

* LKS gris

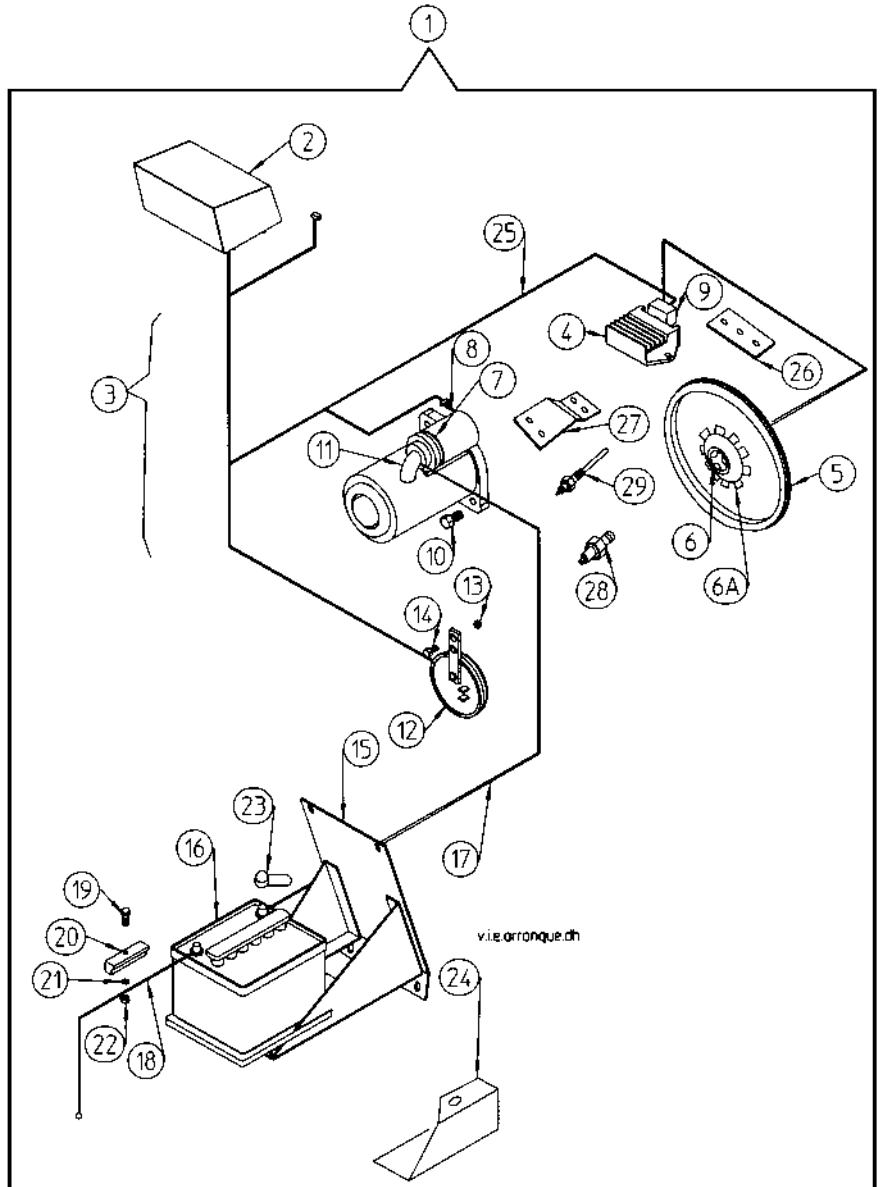
** LKS-R

*** HATZ

Instalación eléctrica

Electric circuit

Arranque
Starting elec.





Instalación eléctrica

Electric circuit

Instalación eléctrica alumbrado
Lighting Installation

Fig. N° Fig. N°	Referencia Part N°	Cantidad Quantity	Fig. N° Fig. N°	Referencia Part N°	Cantidad Quantity
40.92300.00	1	Hatz	22	603.06015.86	2
1	09.92310.01	1 *	23	09.00328.00	1
2	46.01324.00	1	24	701.06000.66	2
3	46.10755.00	1	25	01.00842.00	1
4	46.10754.00	1	26	02.01926.01	1
5	54.01327.00	2	27	603.06030.86	1
6	16.01449.12	1	28	43.10827.01	1
7	16.01449.13	1	29	105.06000.66	1
8	01.00855.00	1	30	701.06000.66	1
9	85.11800.09	1 *	31	00.09034.00	1
9	85.11800.10	1 **	32	10.11102.00-2	1
9	86.90000.06	1 ***	33	603.10020.86	4
10	16.01415.00	1 *	34	105.10000.66	4
10	16.01415.50	1 **	35	112.08000.66	4
10	86.90000.04	1 ***	36	00.09032.10	1
11	01.00881.00	1	37	00.09032.11	1
12	15.00101.12	1 *	38	02.02926.01	1
12	15.00101.13	1 **	39	603.08020.86	1
12	86.90000.11	1 ***	40	105.08000.66	1
12A	86.90000.10	1	41	701.08000.66	1
13	01.00798.00	1 *	42	31.01331.00	2
13	01.00798.01	1 **	43	31.01329.00	2
13	86.90000.26	1 ***	44	09.00081.06	1*
14	15.01443.00	1	44	09.00081.07	1**
15	37.01242.12	1	45	02.00189.01	1
16	01.08440.10	1	46	02.00189.00	1
17	02.01223.00	1	47	85.11800.23	1
18	43.10623.00	1	48	83.00840.05	1
19	46.10002.00	1	49	701.14000.66	1
20	00.09035.01	1	50	08.11180.03	1
21	45.01525.00	1	51	08.11180.02	1

* LKS gris (op.)

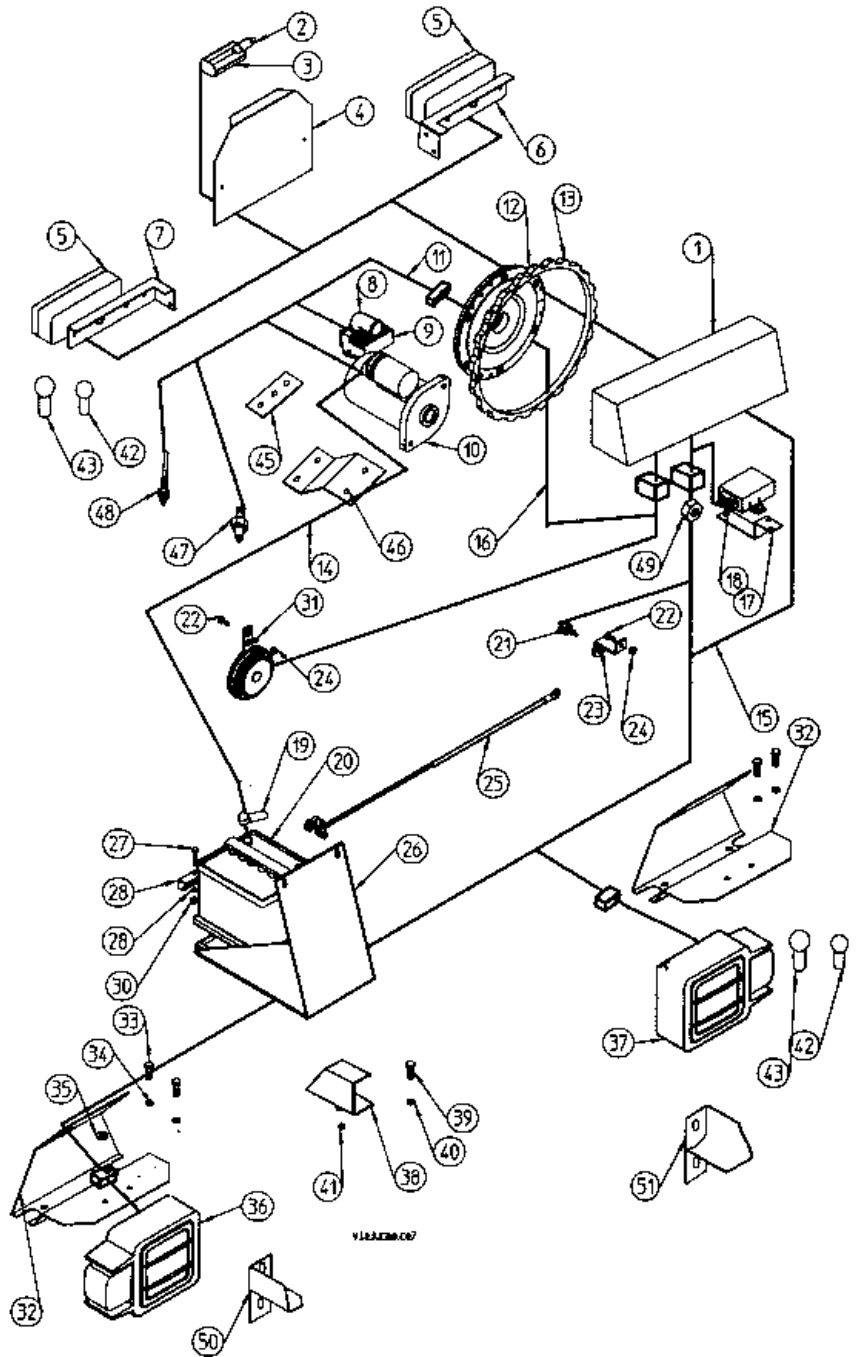
** LKS-R

*** HATZ

Instalación eléctrica

Electric circuit

Instalación eléctrica alumbrado
Lighting Installation





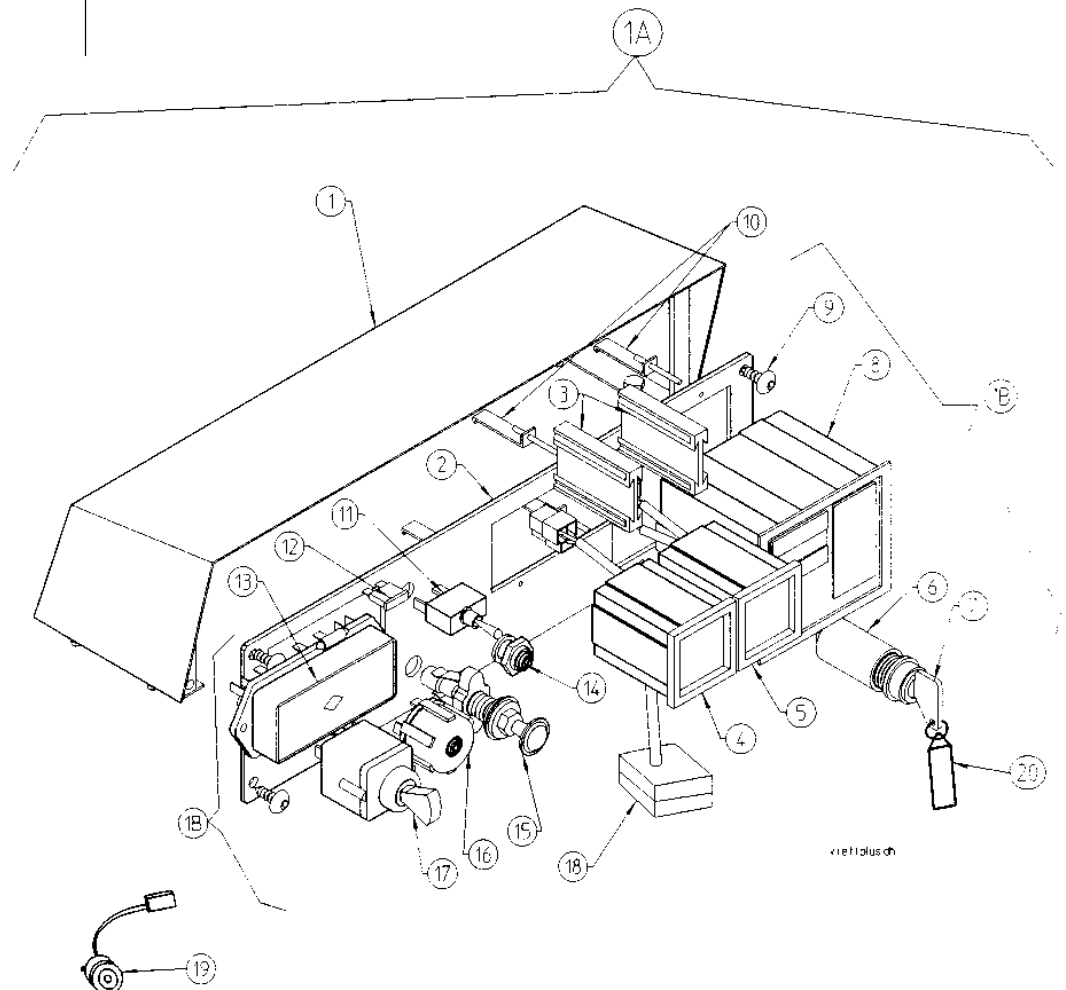
Instalación eléctrica

Electric circuit

Tablier alumbrado
Lighting panel

Fig. N° Fig. N°	Referencia Part N°	Cantidad Quantity	Fig. N° Fig. N°	Referencia Part N°	Cantidad Quantity
1A	40.92200.00	1 Hatz	10	46.50029.00	3
1A	09.92310.01	1 LKS	11	43.50024.01	1
1B	09.09231.01	1 LKS-Hatz	12	45.50032.00	11
1	09.00922.05	1	13	01.00877.00	1
2	09.00923.04	1	14	43.50025.00	1
3	46.50028.00	2	15	09.70034.00	1
4	46.50024.00	1	16	43.50023.00	1
5	09.50026.00	1	17	43.50026.00	1
6	01.00823.03	1	18	01.00844.13	1
7	43.50022.01	1	19	58.15340.00	1 Hatz
8	09.50022.00	1	20	43.50022.02	1
9	630.06015.96	6			

A - KIT tablier
B - KIT tapa
LKS (OP.)



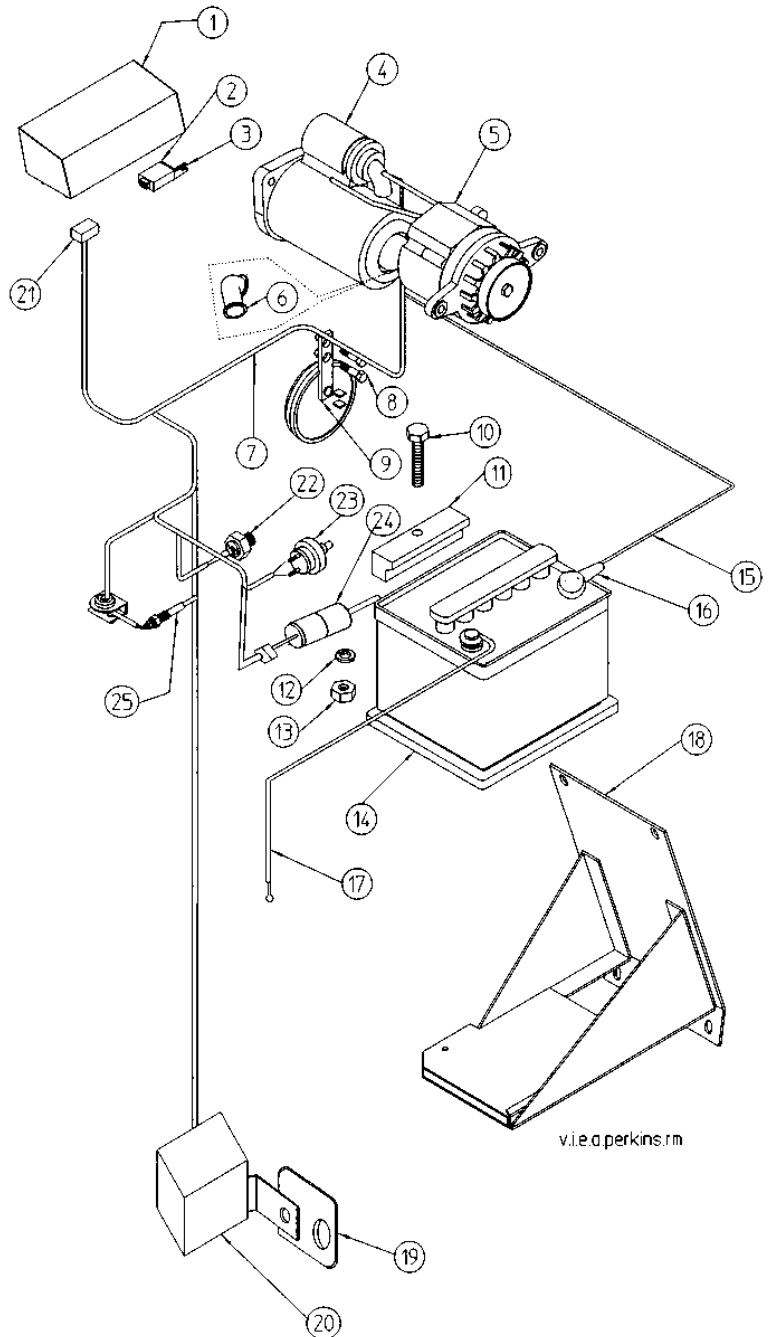
Instalación eléctrica

Electric circuit

Arranque
Starting elec.

PERKINS

Fig. N° Fig. N°	Referencia Part N°	Cantidad Quantity	Fig. N° Fig. N°	Referencia Part N°	Cantidad Quantity
1	09.92400.01	1 KIT	14	00.09035.01	1
2	43.10621.00	1	15	01.00841.02	1
3	09.01223.00	1	16	46.10002.00	1
4	09.02124.00	1	17	15.01444.00	1
5	09.02123.00	1	18	02.01926.01	1
6	01.00855.00	1	19	45.04113.11	1
7	09.01501.01	1	20	43.01530.11	1
8	603.08025.86	2	21	810.00000.00	1
9	00.09034.00	1	22	09.02127.00	1
10	603.08015.86	1	23	09.02126.00	1
11	43.10827.01	1	24	09.02128.00	1
12	105.08000.66	1	25	09.02129.00	1
13	701.08000.66	1			





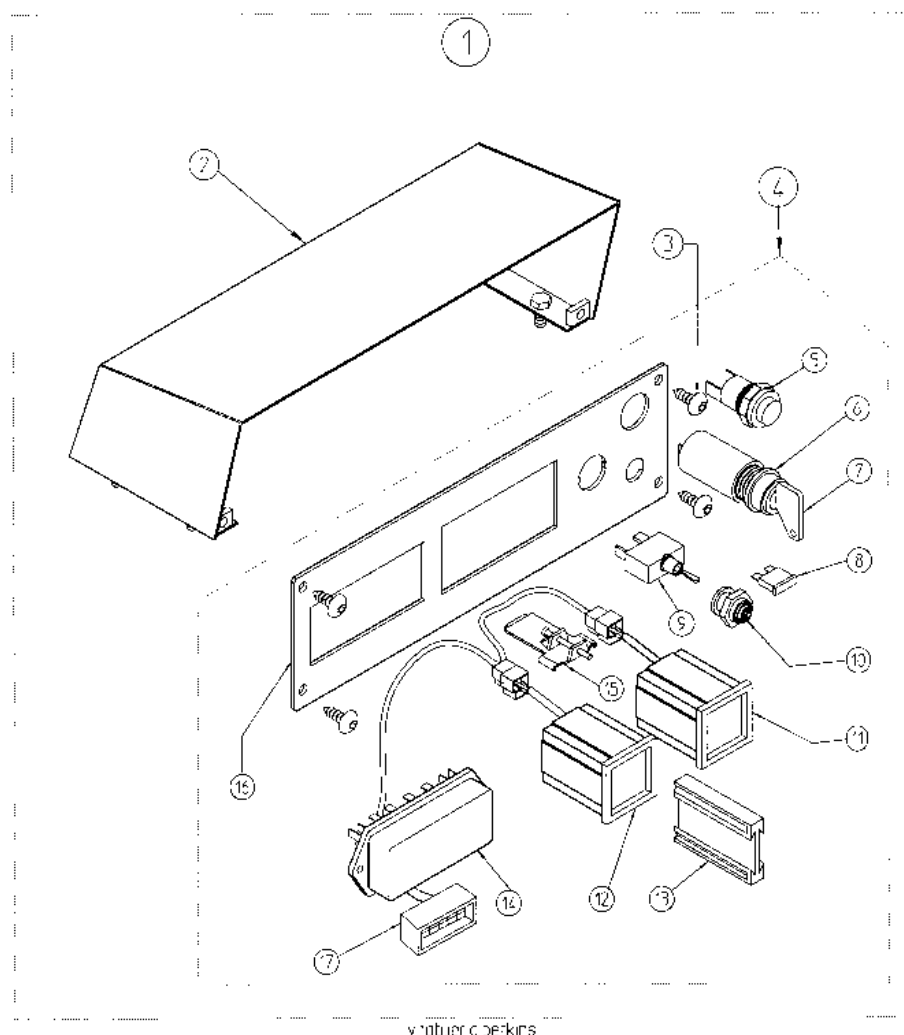
Instalación eléctrica

Electric circuit

Tablier arranque
Starting panel

PERKINS

Fig. N° Fig. N°	Referencia Part N°	Cantidad Quantity	Fig. N° Fig. N°	Referencia Part N°	Cantidad Quantity
1	09.92400.01	1 KIT	10	43.50025.00	1
2	09.00922.01	1	11	46.50024.01	1
3	630.06015.96	4	12	43.50057.02	1
4	09.09240.01	1 KIT	13	46.50028.00	1
5	01.00796.00	1	14	01.00877.00	1
6	01.00823.03	1	15	46.50029.00	2
7	43.50022.01	1	16	09.00940.00	1
8	43.50032.00	11	17	09.01242.01	1 KIT
9	43.50024.01	1			



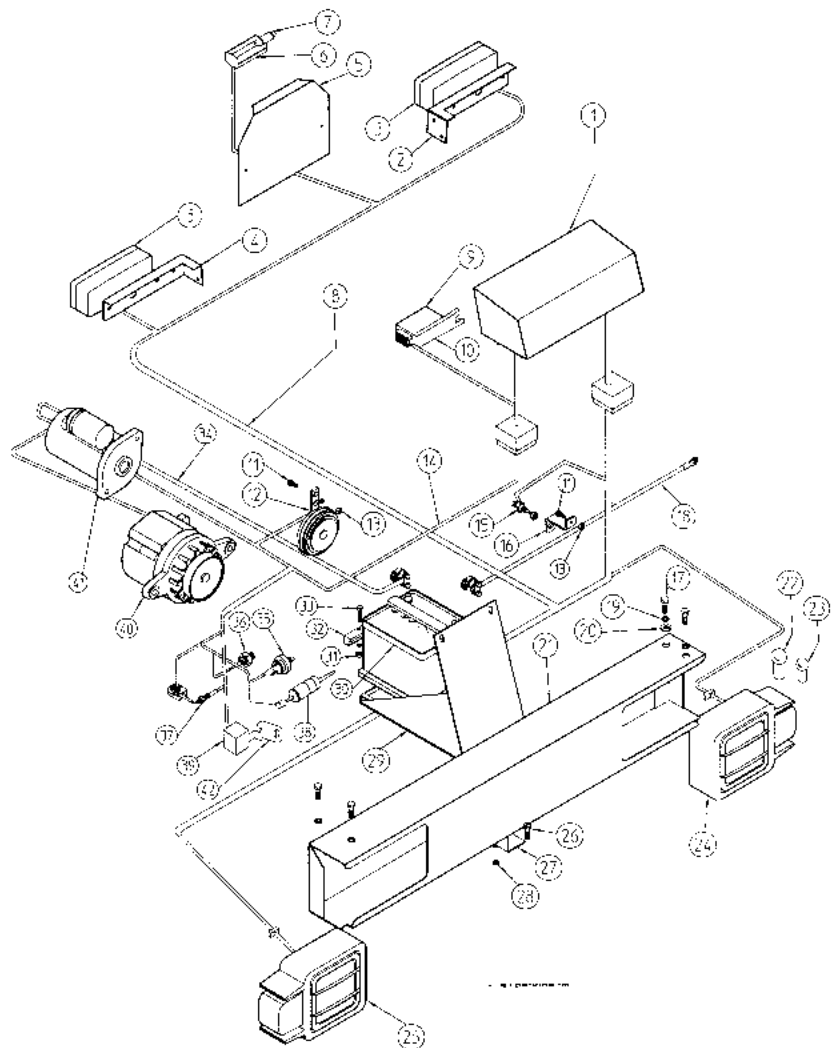
Instalación eléctrica

Electric circuit

Instalación eléctrica alumbrado
Lighting Installation

PERKINS

Fig. N° Fig. N°	Referencia Part N°	Cantidad Quantity	Fig. N° Fig. N°	Referencia Part N°	Cantidad Quantity
1	09.92500.01	1 KIT	24	00.09032.11	1
2	16.01449.12	1	25	00.09032.10	1
3	54.01327.00	2	26	603.08020.86	1
4	16.01449.13	1	27	02.02926.01	1
5	46.10754.00	1	28	701.08000.66	1
6	46.10755.00	1	29	02.01926.01	1
7	46.01324.00	1	30	00.09035.01	1
8	37.01242.12	1	31	701.06000.66	1
9	43.10621.00	1	32	43.10827.01	1
10	02.01223.00	1	33	603.06030.86	1
11	603.06015.86	2	34	01.00841.02	1
12	00.09034.00	1	35	09.02126.00	1
13	701.06000.66	1	36	09.02127.00	1
14	37.01501.02	1	37	09.02129.00	1
15	01.00809.00	1	38	09.02128.00	1
16	09.00328.00	1	39	43.01530.01	1
17	603.10020.86	4	40	09.02123.00	1
18	15.01444.00	1	41	09.02124.00	1
19	105.10000.66	4	42	45.04113.11	1
20	112.08000.66	4	43	603.05015.86	1
21	14.11430.00	1	44	709.14000.66	1
22	31.01329.00	2	45	08.11180.03	1
23	31.01331.00	2	46	08.11180.02	1





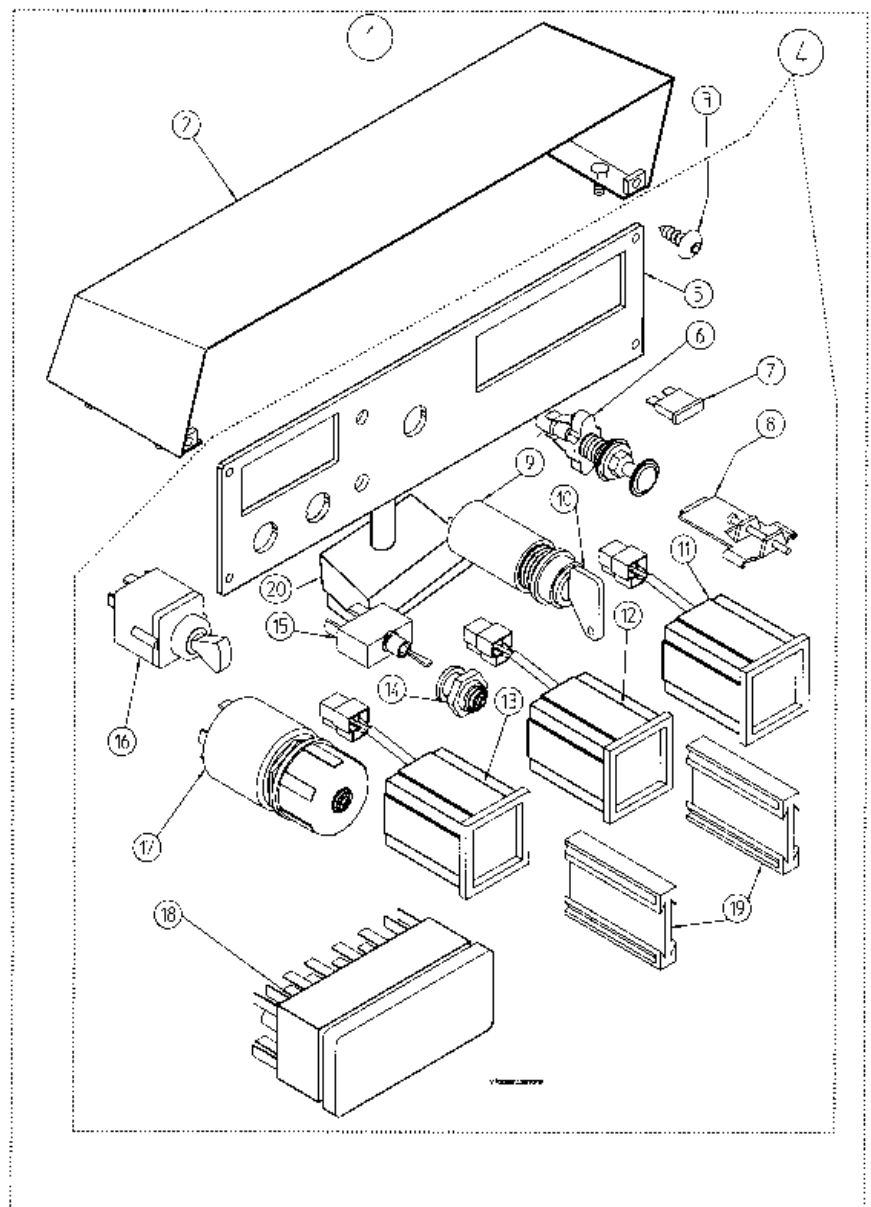
Instalación eléctrica

Electric circuit

Tablier alumbrado
Lighting panel

PERKINS

Fig. N° Fig. N°	Referencia Part N°	Cantidad Quantity	Fig. N° Fig. N°	Referencia Part N°	Cantidad Quantity
1	09.92500.01	1 KIT	11	46.50024.01	1
2	09.00922.05	1	12	43.50057.02	1
3	630.06015.96	4	13	46.50026.00	1
4	09.09250.01	1 KIT	14	43.50025.00	1
5	09.00925.01	1	15	46.50024.01	2
6	09.70034.00	1	16	46.50026.00	1
7	43.50032.00	1	17	43.50023.00	1 KIT
8	46.50029.00	11	18	01.00877.00	1
9	01.00823.03	1	19	46.50028.00	2
10	43.50022.01	1	20	09.01243.01	1

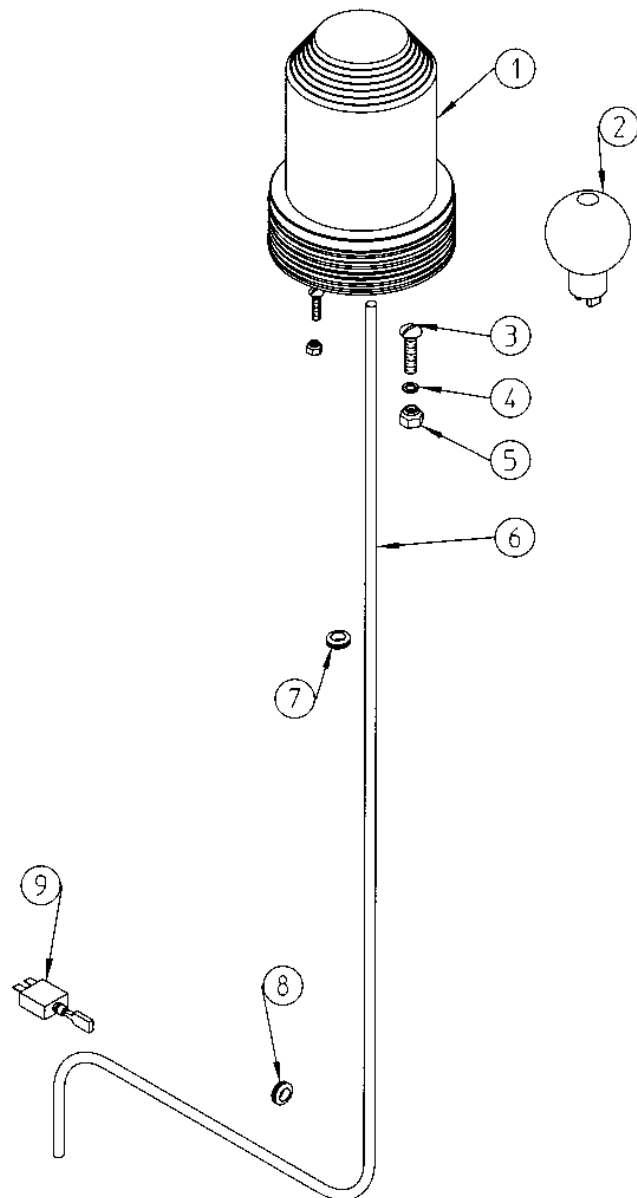


Instalación eléctrica

Electric circuit

Faro giratorio
Rotating beacon

Fig. N° Fig. N°	Referencia Part N°	Cantidad Quantity
1	01.00922.00	1
2	01.00923.00	1
3	601.06025.86	3
4	101.06000.66	3
5	711.06000.66	3
6	01.00927.01	1
7	21.00161.00	2
8	16.00760.00	1
9	43.50024.01	1



v.faro.rotativo

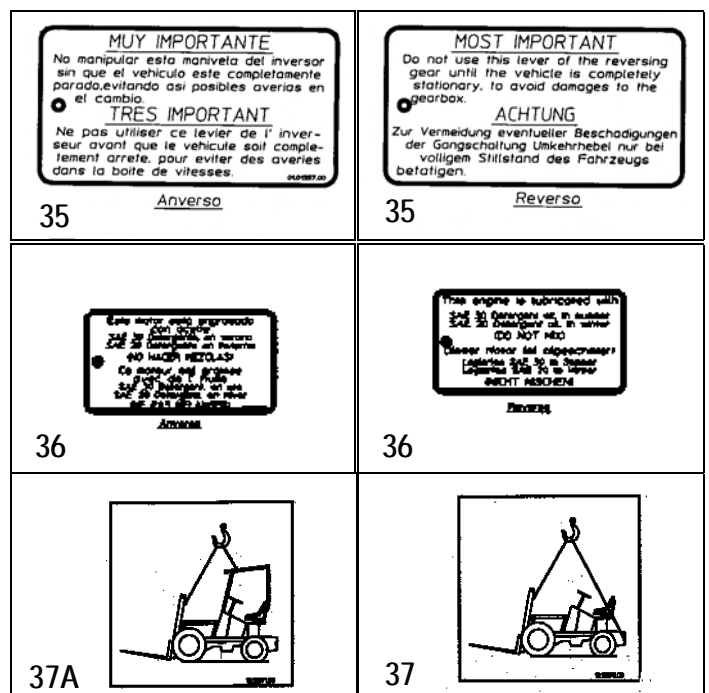


Acabados Finishing

Placas
Plates

Fig. N° Fig. N°	Referencia Part N°	Cantidad Quantity	Fig. N° Fig. N°	Referencia Part N°	Cantidad Quantity
1	09.09902.00	1	20	08.00921.00	1
2	01.00788.03	2	21	15.20010.00	1
3	39.09901.00	1	22	02.00774.00	1 (E)
4	43.01351.01	2	23	02.00777.00	1 (GB)
5	43.01351.02	2	24	02.00778.00	1 (F)
6	43.01351.03	2	25	02.00779.01	1 (D)
7	09.09900.00	1	26	43.01356.00	1
8	02.00773.01	1	27	46.00825.00	1
9	01.01354.00	1	28	01.00779.21	1
10	43.01170.00	1	29	15.01525.00	1
11	43.01352.10	1	30	39.08242.00	1
12	14.00775.01	2 (E)	31	14.00788.04	1
12	14.00775.00	2 (D)	31A	14.00788.05	1
12	14.00775.02	2 (F)	32	01.01355.08	2
12	14.00775.03	3 (GB)	33	01.01355.05	2
13	45.19101.00	1	34	14.00770.00	1
14	09.00769.00	1	34	14.00770.01	1 (E)(F)
15	502.03000.60	4	34	14.00770.02	1 (P)(I)
16	10.15000.00	1	35	01.01357.00	1
17	09.15720.00	2	36	01.01358.00	1
18	01.00757.00	1	37	10.12071.00	1
19	10.15700.00	1	37A	10.12070.00	1

(E) Español
(D) Deutsch
(F) Français
(GB) English
(P) Português
(I) Italiano



<p>1</p>	<p>2</p>	<p>3</p>	
<p>4</p>	<p>5</p>	<p>6</p>	<p>7</p>
<p>8</p> <p>Antes de abandonar el vehículo, debe ponerse la tolva en su posición inicial de transporte.</p>	<p>9</p> <p>No accionar el inversor con la máquina en movimiento Ne pas actionner l'inverseur si le véhicule n'est pas arrêté Don't use the reverse if the vehicle isn't completely stopped Wendegeräte nur bei stehendem Fahrzeug schalten</p>	<p>10</p> <p>MOTOR - MOTEUR - ENGINE SAE 20HD Serie 3 SAE 30HD Serie 3</p>	<p>11</p> <p>DIN 51524 HL 0 ISO 6743/4 HM</p>
<p>12</p> <p>¡Peligro! Está prohibido permanecer en la zona de maniobra de la máquina.</p>	<p>13</p>	<p>14</p>	<p>15</p>
<p>16</p>	<p>17</p>	<p>18</p>	<p>19</p>
<p>20</p>	<p>21</p>	<p>22</p> <p>ATENCIÓN No utilice esta máquina sin estar autorizado y conocer perfectamente su funcionamiento</p>	<p>23</p> <p>WARNING Do not attempt to use this machine without authorization and without knowing fully how the machine works</p>
<p>24</p> <p>ATTENTION Ne pas utiliser cette machine sans en être autorisé et sans en connaître parfaitement son fonctionnement</p>	<p>26</p>	<p>27</p>	<p>28</p>
<p>25</p> <p>ACHTUNG Nur von Befugten, nach gründlicher Einarbeitung und Lesen der Betriebsanleitung in Betrieb nehmen</p>	<p>31/31A</p>	<p>32</p> <p>3'5 bar 01.01355.08</p> <p>33</p> <p>4 bar 01.01355.08</p>	<p>29</p> <p>DIESEL</p> <p>30</p> <p>ESTRUCTURA PROTECCIÓN PARA CASO DE VUELCO ROLL-OVER PROTECTIVE STRUCTURE (ROPS) ES CONFORME A ISO 3471/94 IS ACCORDING TO ISO 3471/94</p> <p>APROBADA PARA MODELOS 150/175 RMS/500 RMX APPROVED FOR MODELS 150/175 RMS/500 RMX MÁXIMA MASA DE LA MÁQUINA EN LANCIO MAXIMUM MASS OF THE UNLOADED MACHINE: 1.500 kg AUTOMOVILES UTILITARIOS, S.A. - Tel. +34 93 874 73 11</p> <p>34</p> <p>ATENCIÓN • NO SOBRECARGAR LA TOLVA • NO DESPLAZARSE CON LA TOLVA EN POSICIÓN DE VERTIDO • ANTES DE OCLAR LA TOLVA, DEBE ASEGURARSE DE QUE LA MÁQUINA SE ENCUENTRA EN TERRENO FIRME Y PLANO • COMPROBAR QUE LA PRESIÓN DE LOS NEUMÁTICOS ES CORRECTA • INTEREDIRSE EN LAS MANIOBRAS DE SUBIDA Y BAJADA • COMPROBAR QUE NO HAY OTROS PERSONAS CERCA DE LA MÁQUINA</p> <p>ATTENTION • NE PAS SURCHARGER LA TOLVA • NE PAS SE DÉPLACER AVEC LA TOLVA EN POSITION DE DÉVERSEMENT • AVANT D'OCCLUR LA TOLVA, S'ASSURER QUE LA MACHINE SE TROUVE SUR UN TERRAIN SOLIDE ET PLAIN • VÉRIFIER QUE LA PRESION DES PNEUS • INTERVENIR SEUL EN CAS DE MONTÉE ET DE DESCENTE • VÉRIFIER QUE D'AUTRES PERSONNES NE SONT PAS PRÈS DE LA MACHINE, AVANT DE MANŒVRER</p>

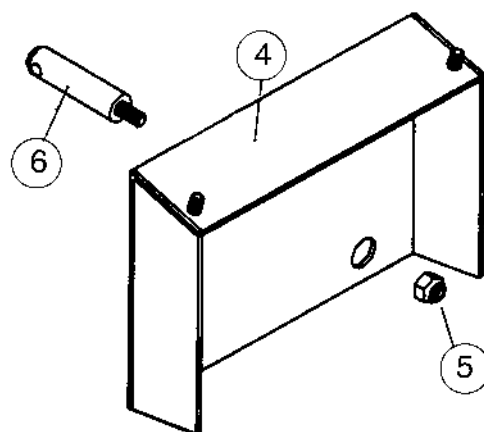
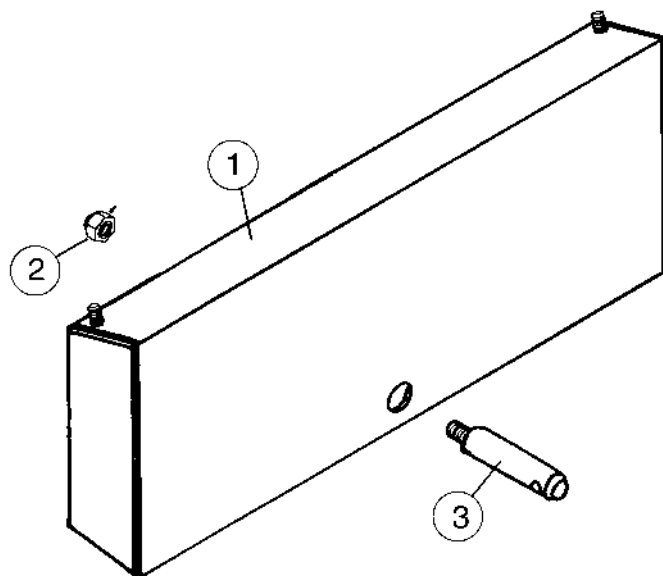
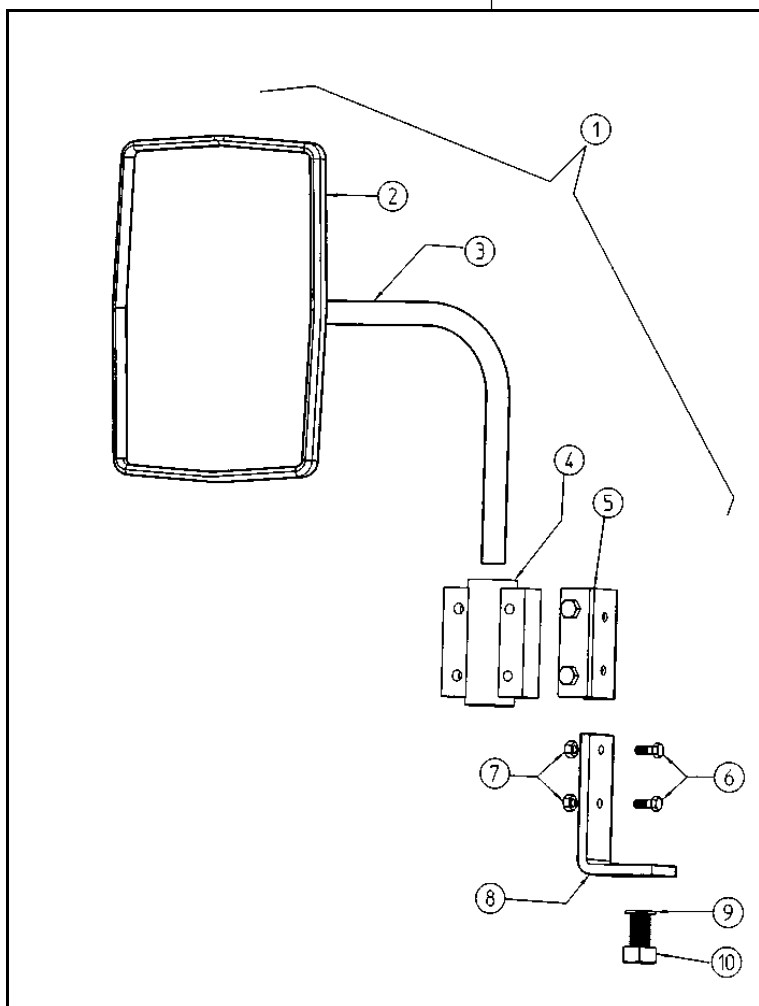


Acabados Finishing

Protector tablier
Panel Protector

Fig. N° Fig. N°	Referencia Part N°	Cantidad Quantity
Tablier alumbrado		
1	60.01454.00	1
2	711.06000.66	1
3	60.01453.00	1
Tablier arranque		
4	60.01454.01	1
5	711.06000.66	1
6	60.01453.00	1

Fig. N° Fig. N°	Referencia Part N°	Cantidad Quantity
Espejo retrovisor		
1	09.11009.00	1
2	09.11013.00	1
3	09.11010.00	1
4	09.11011.00	1
5	09.11012.00	1
6	603.05015.86	2
7	701.05000.66	2
8	10.08016.00	1
9	105.12000.66	1
10	603.12020.86	1

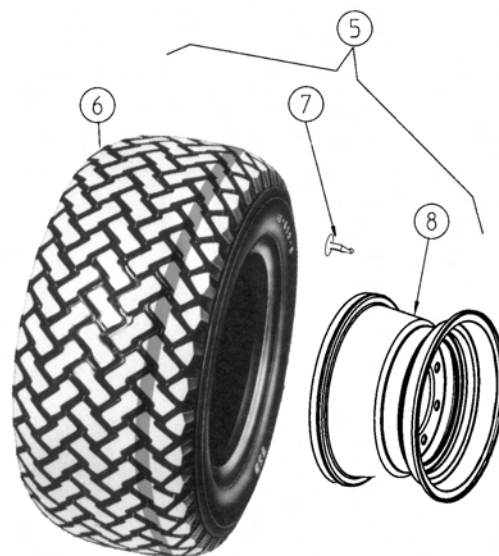


Opciones y variantes

Option and variants

Ruedas especial hierba
Special grass tyres

Fig. N° Fig. N°	Referencia Part N°	Cantidad Quantity
1	10.07100.00	(2)
2	10.07311.00	1
3	10.07130.00	1
4	10.07131.00	1
5	10.07200.00	(2)
6	10.07238.00	1
7	10.07130.00	1
8	10.07913.00	1






Opciones y variantes

Option and variants

Protector carga
Load protector

Fig. N° Fig. N°	Referencia Part N°	Cantidad Quantity
1	10.09700.00	1
2	603.16040.86	4
3	101.15000.66	4

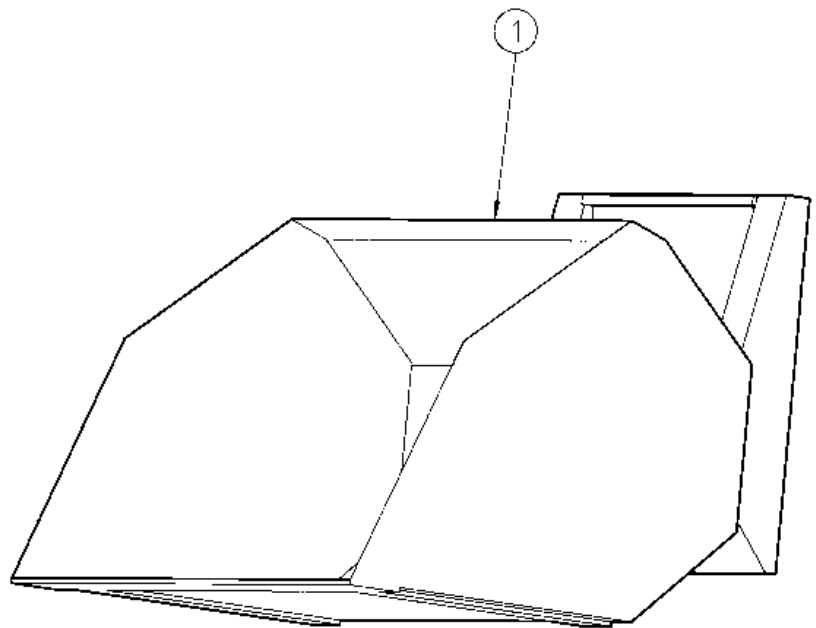


Opciones y variantes

Option and variants

Tolva
Hopper

Fig. N° Fig. N°	Referencia Part N°	Cantidad Quantity
1	10.09800.00	1



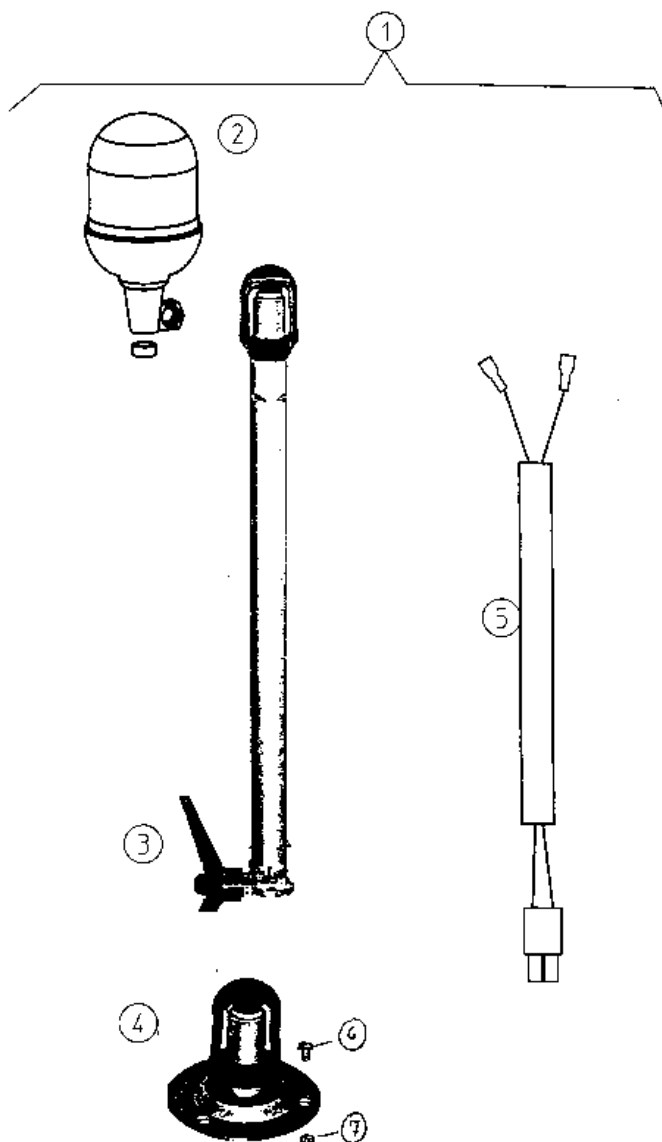


Opciones y variantes

Option and variants

Faro giratorio
Rotating beacon

Fig. N° Fig. N°	Referencia Part N°	Cantidad Quantity
1	10.09500.00	1
2	01.00912.00	1
3	10.09502.00	1
4	10.09501.00	1
5	01.00927.00	1
6	630.06020.96	3
7	701.06000.66	3



**ÍNDICE
DE
REFERENCIAS**

*REFERENCES
INDEX*



Referencia Reference	Tabla Board	Fig. N° Fig. Nr	Denominación Denomination	Denominación Denomination
00.00130.00	107-008-00	8	TUERCA DIN934*	NUT DIN934*
	107-008-00	8	TUERCA DIN934*	NUT DIN934*
00.00184.00	107-012-00	45	ARANDELA DIN434*	WASHER DIN434*
00.00326.00	107-011-00	12	GUARDAPOLVO	DUST EXCLUDER
00.00329.01	107-022-00	9	HORQUILLA ART.	ART. FORK
	107-029-00	17	HORQUILLA ART.	ART. FORK
00.00382.02	107-010-00	4	ENGRANAJE CONICO	GEAR CONICAL
00.00402.01	107-012-00	35	CADENA	CHAIN
00.00412.00	107-012-00	24	ESPARRAGO DIN939*	STUD DIN939*
00.00420.00	107-012-00	20	PROT. TRANS.	GUARD TRANS.
00.00422.00	107-012-00	28	SENSOR.	TENSIONER
00.00427.00	107-012-00	23	TAPA REGISTRO	COVER HANDHOLE
00.00430.00	107-012-00	22	JUNTA PAPEL REC.	PAPER GASKET
00.00500.00	107-013-00	16	MORDAZA FRENO	BRAKE SHOE
00.00511.00	107-013-00	13	EJE CPA/ROS	AXLE 'CPA/ROS'
00.00512.00	107-013-00	19	SUPLEMENTO	PANEL
00.00515.00	107-013-00	18	RESORTE TRAC.	SPRING TENSION
00.00516.00	107-013-00	8	LEVA	CAM
00.00517.00	107-013-00	5	COJINETE CIL.	BEARING CYL.
00.00520.01	107-013-00	9	PALANCA ACC.	ACC.LEVER
00.00581.20	107-035-00	8	CUBIERTA TT	TYRE 'TT'
00.00587.00	107-012-00	41	ESPARRAGO DIN939*	STUD DIN939*
00.00588.00	107-012-00	42	TUERCA RUEDA	NUT DIN929*
00.00590.00	107-035-00	7	CAMARA	TUBE
00.00626.03	107-033-00	7	EMBELLECEDOR	TRIM
00.01307.02	107-012-00	19	EJE ROS/ROS	AXLE 'ROS/ROS'
00.02803.00	107-011-00	10	TORNILLO DIN910*	SCREW DIN910*
00.03128.00	107-009-00	32	RESORTE COMP.	SPRING COMPRESSION
	107-009-00	32	RESORTE COMP.	SPRING COMPRESSION
00.05806.00	107-025-00	31	TAPON.	CAP
00.05806.01	107-017-00	5	TAPON.	CAP
00.09032.10	107-052-00	36	FARO	BEACON
	935-047-00	25	FARO	BEACON
00.09032.11	107-052-00	37	FARO	BEACON
	935-047-00	24	FARO	BEACON
00.09034.00	107-051-00	12	CLAXON	HORN
	107-052-00	31	CLAXON	HORN
	935-045-00	9	CLAXON	HORN
	935-047-00	12	CLAXON	HORN
00.09035.01	107-051-00	16	BATERIA	BATTERY
	107-052-00	20	BATERIA	BATTERY
	935-045-00	14	BATERIA	BATTERY
	935-047-00	30	BATERIA	BATTERY
01.00002.01	107-013-00	1		
01.00036.01	107-037-00	12	BOLSA HERRAMIE.	TOOLS-BAG
01.00101.04 (1)	107-001-00	1		
01.00101.05 (2)	107-001-00	1		
01.00109.00	107-006-00	5	GRUESO REG. REC.	REGUL SPACER
01.00112.10	107-005-00	7	TIRANTE	TIE ROD
01.00113.00	107-006-00	14	RESORTE COMP.	SPRING COMPRESSION
01.00115.01	107-006-00	6	COJINETE CIL.	BEARING CYL.
01.00124.00	107-028-00	21	RESORTE COMP.	SPRING COMPRESSION
01.00133.00	107-028-00	13	SENSOR.	TENSIONER
01.00138.00	107-028-00	12	TUERCA DIN934*	NUT DIN934*
01.00156.00	107-006-00	9		
01.00182.00	107-012-00	46	SUPLEMENTO	PANEL
01.00212.01	107-029-00	13	VARILLA FORL7	ROD L7
01.00213.01	107-002-00	3	SOP. COJ.	BEARING SUPPORT
01.00216.00	107-029-00	10	COJINETE CIL.	BEARING CYL.
01.00223.00	107-023-00	2	RESORTE TRAC.	SPRING TENSION
	107-029-00	5	RESORTE TRAC.	SPRING TENSION
01.00223.01	107-030-00	3	RESORTE TRAC.	SPRING TENSION
01.00226.00	107-022-00	18	EJE CIL/CPA	AXLE 'CIL/CPA'
	107-029-00	18	EJE CIL/CPA	AXLE 'CIL/CPA'
01.00302.02	107-010-00	6		
01.00308.00	107-011-00	5	COJINETE NYLON	NYLON BEARING
	107-028-00	6	COJINETE NYLON	NYLON BEARING
01.00309.00	107-011-00	4	TORNILLO DIN933*	SCREW DIN933*
01.00312.01	107-011-00	18	TORNILLO DIN417*	SCREW DIN417*
01.00313.00	107-009-00	29	EJE CIL/CPA	AXLE 'CIL/CPA'
01.00314.00	107-009-00	18	EJE CIL/CPA	AXLE 'CIL/CPA'
01.00315.00	107-009-00	35	HORQUILLA ACC.	ACC. FORK

Referencia Reference	Tabla Board	Fig. N° Fig. Nr	Denominación Denomination	Denominación Denomination
01.00316.00	107-009-00	17	HORQUILLA ACC.	ACC. FORK
01.00317.00	107-009-00	31	HORQUILLA ACC.	ACC. FORK
01.00319.00	107-009-00	16	TORNILLO DIN480*	SCREW DIN480
01.00320.00	107-009-00	36	PASADOR DIN1433	PIN DIN1433
01.00324.06	107-011-00	7	PALANCA MANDO	CONTROL LEVER
01.00325.02	107-011-00	1	EMPUADURA	KNOB
01.00325.03	107-011-00	6	EMPUADURA	KNOB
01.00326.00	107-011-00	19	RESORTE COMP.	SPRING COMPRESSION
01.00327.00	107-008-00	24	TAPON.	CAP
	107-008-00	24	TAPON.	CAP
01.00345.00	107-008-00	6	ARANDELA DIN1441*	WASHER DIN1441*
	107-008-00	6	ARANDELA DIN1441*	WASHER DIN1441*
01.00349.00	107-008-00	16	PASADOR DIN6325	
	107-008-00	16	PASADOR DIN6325	
01.00350.01	107-008-00	19	TAPA SOP.	FLANGE
	107-008-00	19	TAPA SOP.	FLANGE
01.00351.04	107-008-00	15	CARCASA	CASING
	107-008-00	15	CARCASA	CASING
01.00351.05	107-008-00	15	CARCASA	CASING
	107-008-00	15	CARCASA	CASING
01.00353.01	107-009-00	30	EJE CAS/CIL	SHAFT 'CAS/CIL'
01.00355.00	107-009-00	20	EJE CAS/CAS	SHAFT 'CAS/CAS'
01.00356.00	107-009-00	5	ENGRANAJE z33-25	GEAR z33-26
01.00357.00	107-009-00	6	ENGRANAJE z20-15	GEAR z20-15
01.00362.00	107-009-00	23	ENGRANAJE z21-17	GEAR z21-17
01.00364.01	107-008-00	22	TAPA REGISTRO	COVER HANDHOLE
	107-008-00	22	TAPA REGISTRO	COVER HANDHOLE
01.00365.00	107-008-00	25	TORNILLO DIN564*	SCREW DIN564*
	107-008-00	25	TORNILLO DIN564*	SCREW DIN564*
01.00369.00	107-009-00	22	ARANDELA DIN125*	WASHER DIN125*
01.00371.01	107-008-00	18	ESPARRAGO DIN939*	STUD DIN939*
	107-008-00	18	ESPARRAGO DIN939*	STUD DIN939*
01.00375.02	107-016-00	7		
01.00376.02	107-016-00	2		
01.00378.01	107-008-00	10	TAPA SOP.	FLANGE
	107-008-00	10	TAPA SOP.	FLANGE
01.00380.00	107-010-00	17	TORNILLO DIN931*	SCREW DIN931*
	107-016-00	23	TORNILLO DIN931*	SCREW DIN931*
01.00383.00	107-008-00	9	ESPARRAGO DIN939*	STUD DIN939*
	107-008-00	9	ESPARRAGO DIN939*	STUD DIN939*
01.00383.01	107-008-00	5	ESPARRAGO DIN939*	STUD DIN939*
	107-008-00	5	ESPARRAGO DIN939*	STUD DIN939*
01.00386.00	107-009-00	7	ARANDELA DIN433*	WASHER DIN443*
01.00387.00	107-010-00	2	ENGRANAJE z12	GEAR z12
	107-016-00	6	ENGRANAJE z12	GEAR z12
01.00388.00	107-010-00	3	EJES EN CRUZ	AXLES
	107-016-00	5	EJES EN CRUZ	AXLES
01.00389.00	107-016-00	22	SUPLEMENTO	PANEL
01.00393.00	107-009-00	11	TUERCA DIN547*	NUT DIN547*
01.00393.01	107-009-00	11	TUERCA DIN547*	NUT DIN547*
01.00394.01	107-009-00	10	TUERCA DIN985*	NUT DIN985*
01.00394.02	107-009-00	10	TUERCA DIN985*	NUT DIN985*
01.00398.00	107-010-00	16	SOP. CADENA	CHAIN SUPPORT
01.00425.00	107-012-00	29	TUERCA DIN982*	NUT DIN982*
01.00432.00	107-012-00	2	PLANCHA	PLATE
01.00514.01	107-030-00	5	EJE CIL/CPA	AXLE 'CIL/CPA'
	107-032-00	13	EJE CIL/CPA	AXLE 'CIL/CPA'
01.00564.02	107-030-00	6	HORQUILLA ACC.	ACC. FORK
01.00585.10	107-034-00	4		
01.00617.09	107-017-00	2	CILINDRO D/E	CYLINDER D/E
01.00617.10	107-026-00	6	CILINDRO D/E	CYLINDER D/E
01.00617.11	107-026-00	1		
01.00627.02	107-025-00	4	EJE CIL/ROS	AXLE 'CIL/ROS'
01.00706.06	107-040-00	1	ASIENTO CONDUCT.	DRIVER'S SEAT
01.00735.00	107-036-00	7	TORNILLO DIN933*	SCREW DIN933*
01.00757.00	107-055-00	18	PLACA AD. INDI.	PLATE AD. INDI
01.00776.15	107-005-00	10	SOP. MOTOR	ENGINE SUPPORT
01.00779.21	107-055-00	28	PLACA CARAC.	PLATE CHARAC.
01.00788.03	107-055-00	2	PLACA AD. INDI.	PLATE AD. INDI
01.00796.00	107-050-00	7		
	935-046-00	5	PULSADOR	PUSCH BOTTOM
01.00798.00	107-051-00	5		

Referencia Reference	Tabla Board	Fig. N° Fig. Nr	Denominación Denomination
01.00798.01	107-052-00	13	CORONA CROWN
	107-051-00	5	
	107-052-00	13	CORONA CROWN
01.00804.01	107-039-00	21	CASQUILLO. BUSH
01.00809.00	935-047-00	15	INTERRUPTOR SWITCH
01.00823.03	107-050-00	12	CONMUTADOR CONMUTATOR
	107-053-00	6	CONMUTADOR CONMUTATOR
	935-046-00	6	CONMUTADOR CONMUTATOR
	935-048-00	9	CONMUTADOR CONMUTATOR
01.00841.02	935-045-00	15	CABLE ELEC. ELECTRICAL CABLE
	935-047-00	34	CABLE ELEC. ELECTRICAL CABLE
01.00842.00	107-051-00	18	CABLE ELEC. ELECTRICAL CABLE
	107-052-00	25	CABLE ELEC. ELECTRICAL CABLE
01.00844.12	107-050-00	13	TRAMO I/E LENGTH ELEC. INSTAL.
01.00844.13	107-053-00	18	
01.00844.14	107-050-00	13	TRAMO I/E LENGTH ELEC. INSTAL.
01.00844.99	107-051-00	25	TRAMO I/E LENGTH ELEC. INSTAL.
01.00855.00	107-051-00	11	CASQUILLO ACC. FORK
	107-052-00	8	CASQUILLO ACC. FORK
	935-045-00	6	CASQUILLO ACC. FORK
01.00877.00	107-053-00	13	CAJA. BOX.
	935-046-00	14	CAJA. BOX.
	935-048-00	18	CAJA. BOX.
01.00881.00	107-051-00	8	TRAMO I/E LENGTH ELEC. INSTAL.
	107-052-00	11	TRAMO I/E LENGTH ELEC. INSTAL.
01.00912.00	107-060-00	2	FARO BEACON
01.00922.00	107-054-00	1	FARO BEACON
01.00923.00	107-054-00	2	LAMPARA BULB
01.00927.00	107-060-00	5	TRAMO I/E LENGTH ELEC. INSTAL.
01.00927.01	107-054-00	6	TRAMO I/E LENGTH ELEC. INSTAL.
01.00928.00	107-050-00	4	PORTAFUSIBLES FUSE BOX
01.01302.00	107-010-00	15	TUERCA DIN934* NUT DIN934*
	107-016-00	21	TUERCA DIN934* NUT DIN934*
01.01303.00	107-012-00	26	TUERCA DIN934* NUT DIN934*
01.01304.00	107-030-00	18	TUERCA DIN934* NUT DIN934*
01.01305.00	107-012-00	44	TUERCA DIN431* NUT DIN431*
01.01306.00	107-013-00	12	TUERCA DIN934* NUT DIN934*
01.01312.00	107-012-00	11	TUERCA DIN935* CASTELL. NUT DIN935*
01.01314.00	107-025-00	14	TUERCA DIN935* CASTELL. NUT DIN935*
	107-025-00	30	TUERCA DIN935* CASTELL. NUT DIN935*
01.01319.00	107-012-00	4	TUERCA DIN935* CASTELL. NUT DIN935*
01.01354.00	107-055-00	9	PLACA AD. INDI. PLATE AD. INDI
01.01355.05	107-055-00	33	PLACA AD. INDI. PLATE AD. INDI
01.01355.08	107-055-00	32	PLACA AD. INDI. PLATE AD. INDI
01.01357.00	107-055-00	35	
01.01358.00	107-055-00	36	
01.01360.00	107-051-00	9	CONECTOR PLUG
01.01590.00	107-003-00	1	TUBO ADMISION ADMISSION TUBE
01.01925.00	107-004-00	8	CIERRE LATCH
01.03000.00	107-010-00	1	
01.03010.02	107-010-00	5	
01.03841.00	107-008-00	4	TAPA REGISTRO COVER HANDHOLE
	107-008-00	4	TAPA REGISTRO COVER HANDHOLE
01.03902.00	107-010-00	8	ARANDELA REG. WASHER ADJUST.
01.03903.00	107-010-00	8	ARANDELA REG. WASHER ADJUST.
01.03912.00	107-009-00	8	ARANDELA REG. WASHER ADJUST.
01.06171.00	107-026-00	10	
01.06171.09	107-017-00	7	
01.06172.00	107-017-00	8	GUIA GUIDE
	107-026-00	9	GUIA GUIDE
01.06173.00	107-026-00	11	VASTAGO SPINDLE
01.06173.01	107-017-00	10	VASTAGO SPINDLE
01.06175.00	107-026-00	7	SOP. ANG. BRACKET ANG.
01.06176.00	107-026-00	8	SOP. ANG. BRACKET ANG.
01.08237.20	107-039-00	3	BARRA. ROD
01.08251.00	107-039-00	14	SOP. ANG. BRACKET ANG.
01.08440.10	107-051-00	3	TRAMO I/E LENGTH ELEC. INSTAL.
	107-052-00	16	TRAMO I/E LENGTH ELEC. INSTAL.
01.13310.02	107-001-00	6	TUBO MET. TUBE MET.
01.30000.00	107-009-00	1	GRUPO CONICO CONICAL GEAR SET
	107-010-00	7	GRUPO CONICO CONICAL GEAR SET
01.61720.00	107-026-00	3	

Referencia Reference	Tabla Board	Fig. N° Fig. Nr	Denominación Denomination
02.00013.01	107-009-00	12	ENGRANAJE. GEAR
02.00145.00	107-047-00	41	TUBO R1T1/4' HOSE R1T1/4'
02.00159.00	107-006-00	1	SOP. EJE AXLE SUPPORT
02.00183.00	107-012-00	47	BRIDA FORU CLAMP U
02.00189.00	107-051-00	27	
	107-052-00	46	
02.00189.01	107-051-00	26	SOP. PLAN. REC. SHEET SUPPORT
	107-052-00	45	SOP. PLAN. REC. SHEET SUPPORT
02.00358.00	107-009-00	27	ENGRANAJE EST. z14 GEAR z14
02.00385.02	107-010-00	13	ENGRANAJE z11-11 GEAR z11-11
02.00411.00	107-012-00	30	ENGRANAJE z48 GEAR z48
02.00415.00	107-012-00	33	TUERCA DIN547* NUT DIN547*
02.00417.00	107-012-00	38	TUERCA DIN547* NUT DIN547*
02.00419.00	107-012-00	39	ANILLO DIN471* SNAP RING DIN471*
02.00510.01	107-013-00	17	PLATO FRENO BRAKE PLATE
02.00518.04	107-012-00	40	TAMBOR FRENO BRAKE DRUMP
02.00519.01	107-012-00	36	CHAVETA DIN6888 FEATHER DIN6888 KEY
02.00580.20	107-035-00	6	RUEDA WHEEL RIM
02.00758.00	107-036-00	15	TAPON. CAP
02.00773.01	107-055-00	8	PLACA AD. INDI. PLATE AD. INDI
02.00774.00	107-055-00	22	PLACA AD. INDI. PLATE AD. INDI
02.00777.00	107-055-00	23	PLACA AD. INDI. PLATE AD. INDI
02.00778.00	107-055-00	24	PLACA AD. INDI. PLATE AD. INDI
02.00779.01	107-055-00	25	PLACA AD. INDI. PLATE AD. INDI
02.00780.02	107-036-00	10	TAPA. COVER
02.00780.09	107-036-00	9	
02.00780.10	107-036-00	8	
02.00788.00	107-039-00	4	SOP. FIJACION FIXING SUPPORT
02.00923.02	107-037-00	3	GUARDABARROS MUDGUARD
02.00924.02	107-047-00	1	DEPOSITO TANK
02.00924.03	107-049-00	2	DEPOSITO TANK
02.00925.03	107-004-00	11	DEPOSITO TANK
02.00926.00	107-036-00	2	
02.00926.01	107-036-00	2A	TAPA. COVER
02.01125.00	107-001-00	7	PROT. MOTOR ENGINE GUARD
02.01223.00	107-052-00	17	
	935-047-00	10	
02.01432.01	107-047-00	4	TAPA REGISTRO COVER HANDHOLE
	107-049-00	6	TAPA REGISTRO COVER HANDHOLE
02.01433.00	107-047-00	27	SOP. FILTRO ASP. AD. FILTER SUPPORT
	107-049-00	13	SOP. FILTRO ASP. AD. FILTER SUPPORT
02.01926.01	107-051-00	15	SOP. BATERIA BATTERY SUPPORT
	107-052-00	26	SOP. BATERIA BATTERY SUPPORT
	935-045-00	18	SOP. BATERIA BATTERY SUPPORT
	935-047-00	29	SOP. BATERIA BATTERY SUPPORT
02.02926.01	107-051-00	24	SOP. PAS. FOR. STRIGHT SUPPORT
	107-052-00	38	SOP. PAS. FOR. STRIGHT SUPPORT
	935-047-00	27	SOP. PAS. FOR. STRIGHT SUPPORT
02.08102.00	107-032-00	11	CABLE FRENO BRAKE CABLE
02.09240.03	107-049-00	1	
02.09250.00	107-004-00	1	
02.10923.00	107-037-00	10	SUPLEMENTO PANEL
02.11101.00	107-004-00	4	CIERRE LATCH
02.11923.00	107-037-00	5	SUPLEMENTO PANEL
02.20003.00	107-023-00	5	PLACA AD. INDI. PLATE AD. INDI
02.21922.01	107-037-00	7	PROT. MOTOR ENGINE GUARD
02.30927.00	107-037-00	1	PROTECTOR PROTECTOR
02.32013.00	107-036-00	13	TAPON. CAP
02.32016.00	107-037-00	11	TAPON. CAP
02.32022.00	107-036-00	14	TAPON. CAP
02.40323.01	107-011-00	2	PALANCA MANDO CONTROL LEVER
02.41323.00	107-011-00	3	PALANCA MANDO CONTROL LEVER
02.50551.00	107-032-00	9	MAT. CUA.
03.00501DE00	107-035-00	5	RUEDA WHEEL RIM
03.00501I200	107-035-00	5	RUEDA WHEEL RIM
03.11103.00	107-048-00	7	PLANCHA PLATE
08.00007.00	107-008-00	1	
	107-008-00	1	
08.00135.00	107-046-00	18	EJE CIL/COA SHAFT 'CIL/COA'
08.00297.00	107-047-00	45	RACOR O/TB NIPPLE O/TB
08.00298.00	107-047-00	17	RACOR O/M NIPPLE O/M
08.00301.00	107-047-00	56	RACOR M/TB NIPPLE M/TB



Referencia Reference	Tabla Board	Fig. N° Fig. Nr	Denominación Denomination	
08.00311.00	107-047-00	11	RACOR O/M	NIPPLE O/M
08.00313.00	107-047-00	15	RACOR M/M	NIPPLE M/M
08.00315.00	107-047-00	19	RACOR TOR. SIMPLE	NIPPLE SCREW SIM.
08.00316.00	107-042-00	15	JUNTA MET. BUNA	GASKET MET. BUNA
	107-047-00	9	JUNTA MET. BUNA	GASKET MET. BUNA
	107-049-00	15	JUNTA MET. BUNA	GASKET MET. BUNA
08.00317.00	107-047-00	12	JUNTA MET. BUNA	GASKET MET. BUNA
08.00319.00	107-042-00	16	RACOR M/M	NIPPLE M/M
	107-047-00	21	RACOR M/M	NIPPLE M/M
08.00320.00	107-047-00	13	RACOR TOR. SIMPLE	NIPPLE SCREW SIM.
08.00521.04	107-046-00	5	EMBOLO	PISTON
08.00527.00	107-046-00	21	COJINETE CIL.	BEARING CYL.
08.00528.02	107-046-00	8	GUIA	GUIDE
08.00530.01	107-046-00	10	TUERCA DIN547*	NUT DIN547*
08.00701.05	107-036-00	1	PUPITRE	MAST
08.00921.00	107-055-00	20	PLACA AD. INDI.	PLATE AD. INDI
08.01025.01	107-006-00	18	EJE CIL/CIL	SHAFT 'CIL/CIL'
08.04001.00	107-027-00	28	SOP. ART.	SUPPORT ART.
08.11110.00	107-041-00	3	PLATAFORMA	PLATFORM
08.11180.02	107-052-00	51	SOP. ANG.	BRACKET ANG.
	935-047-00	46	SOP. ANG.	BRACKET ANG.
08.11180.03	107-052-00	50	SOP. ANG.	BRACKET ANG.
	935-047-00	45	SOP. ANG.	BRACKET ANG.
08.30321.00	107-011-00	9	PALANCA CONTACTO	GEAR LEVER
08.99500.05	107-046-00	22		
09.00080.03	107-051-00	1		
09.00080.04	107-051-00	1	EQUIPO ELEC.	INST. ELEC. ASSEMBLY
09.00081.06	107-052-00	44	EQUIPO ELEC.	INST. ELEC. ASSEMBLY
09.00081.07	107-052-00	44		
09.00135.00	107-046-00	20	EJE CIL/COA	SHAFT 'CIL/COA'
09.00230.00	107-003-00	16	TUBO ADMISION	ADMISSION TUBE
09.00328.00	107-052-00	23	SOP. PAS. REC.	STRIP SUPPORT
	935-047-00	16	SOP. PAS. REC.	STRIP SUPPORT
09.00426.00	107-012-00	3	TAMBOR SEPARADOR	SEPARATOR CASING
09.00630.61	107-047-00	2	FILTRO ACEITE	OIL FILTER
	107-049-00	4	FILTRO ACEITE	OIL FILTER
09.00631.00	107-049-00	11	VARILLA NIVEL	ROD OIL LEVEL
09.00631.61	107-047-00	34		
09.00750.00	107-036-00	4	TOPE.	BUTT
	107-039-00	5	TOPE.	BUTT
09.00769.00	107-055-00	14	PLACA AD. INDI.	PLATE AD. INDI
09.00922.01	935-046-00	2	CAJA.	BOX.
09.00922.03	107-050-00	14	CAJA.	BOX.
09.00922.05	107-053-00	1	CAJA.	BOX.
	935-048-00	2	CAJA.	BOX.
09.00923.03	107-050-00	3	TAPA SOP.	FLANGE
09.00923.04	107-053-00	2	TAPA.	COVER
09.00925.01	935-048-00	5		
09.00940.00	935-046-00	16	TAPA.	COVER
09.01200.00	107-003-00	3	FILTRO AIRE	AIR FILTER
09.01201.00	107-003-00	4	ABRAZADERA.	CLAMP
09.01204.00	107-003-00	8	ELEMENTO FILTRAN.	FILTER ELEMENT
09.01223.00	935-045-00	3		
09.01242.01	935-046-00	17		
09.01243.01	935-048-00	20		
09.01501.01	935-045-00	7	TRAMO I/E	LENGTH ELEC. INSTAL.
09.01827.00	107-038-00	5	SOP. PLACA	SUPPORT PLATE
	107-038-00	6	SOP. PLACA	SUPPORT PLATE
09.01829.00	107-038-00	8	FALDON	GUARD
09.01830.00	107-038-00	4	SOP. ANG.	BRACKET ANG.
09.01831.00	107-038-00	7	FALDON	GUARD
09.01832.00	107-038-00	3	SOP. ANG.	BRACKET ANG.
09.02123.00	935-045-00	5	ALTERNADOR	GENERATOR
	935-047-00	40	ALTERNADOR	GENERATOR
09.02124.00	935-045-00	4	MOTOR ARRANQUE	STARTER
	935-047-00	41	MOTOR ARRANQUE	STARTER
09.02126.00	935-045-00	23	SENSOR	SENSOR
	935-047-00	35	SENSOR	SENSOR
09.02127.00	935-045-00	22	SENSOR	SENSOR
	935-047-00	36	SENSOR	SENSOR
09.02128.00	935-045-00	24	ELECTROIMAN	STOP ELECTROMAGN.
	935-047-00	38	ELECTROIMAN	STOP ELECTROMAGN.

Referencia Reference	Tabla Board	Fig. N° Fig. Nr	Denominación Denomination	
09.02129.00	935-045-00	25	BUJIA	SPARK PLUG
	935-047-00	37	BUJIA	SPARK PLUG
09.02217.00	107-005-00	13	SOP. MOTOR	ENGINE SUPPORT
09.03016.00	107-021-00	17	RESORTE TORS.	SPRING TORSION
09.03023.00	107-021-00	6		
09.03045.00	107-022-00	1	TAPA.	COVER
09.03055.00	107-021-00	2	VARILLA FORL6	ROD L6
09.03065.00	107-021-00	10	BIELA	CON ROD
09.03080.00	107-022-00	6	SOP. EJE	AXLE SUPPORT
09.03081.00	107-021-00	11	EJE CAS/CIL	SHAFT 'CAS/CIL'
	107-022-00	16	EJE CAS/CIL	SHAFT 'CAS/CIL'
09.03094.00	107-019-00	19	EJE CPA/CPA	AXLE 'CPA/CPA'
	107-021-00	15	EJE CPA/CPA	AXLE 'CPA/CPA'
	107-022-00	12	TAPA.	COVER
09.03104.00	107-022-00	5	EJE CIL/ROS	AXLE 'CIL/ROS'
09.03130.00	107-022-00	5	EJE CIL/ROS	AXLE 'CIL/ROS'
09.03135.00	107-022-00	3	EJE CIL/CIL	SHAFT 'CIL/CIL'
09.03140.00	107-021-00	16	EJE CIL/CIL	SHAFT 'CIL/CIL'
09.03150.00	107-022-00	17	PALANCA ACC.	ACC.LEVER
09.03159.00	107-023-00	1	PEDAL FIJ.	HOOPER PEDAL
09.03179.00	107-019-00	14	EJE CIL/CPA	AXLE 'CIL/CPA'
09.03350.00	107-021-00	23	CASQUILLO.	BUSH
	107-021-00	25	CASQUILLO.	BUSH
09.03360.00	107-021-00	24	EJE CIL/CIL	SHAFT 'CIL/CIL'
09.03485.00	107-019-00	17	EJE CAS/CAS	SHAFT 'CAS/CAS'
	107-021-00	19	EJE CAS/CAS	SHAFT 'CAS/CAS'
09.09220.03	107-050-00	2		
09.09231.01	107-053-00	1B	TABLIER	DASH, PANEL
09.09240.01	935-046-00	4	TABLIER	DASH, PANEL
09.09250.01	935-048-00	4	TABLIER	DASH, PANEL
09.09900.00	107-055-00	7	PLACA AD. INDI.	PLATE AD. INDI
09.09902.00	107-055-00	1	PLACA AD. INDI.	PLATE AD. INDI
09.10302.01	107-027-00	26	COJINETE CIL.	BEARING CYL.
09.10680.00	107-033-00	2	COLUMNA DIREC.	STEERING COLUMM
09.10829.01	107-038-00	2		
09.11009.00	107-039-00	18	ESPEJO RETROVISOR	DRIVING MIRROR
	107-056-00	1	ESPEJO RETROVISOR	DRIVING MIRROR
09.11010.00	107-056-00	3		
09.11011.00	107-056-00	4		
09.11012.00	107-056-00	5		
09.11013.00	107-039-00	19	ESPEJO RETROVISOR	DRIVING MIRROR
	107-056-00	2	ESPEJO RETROVISOR	DRIVING MIRROR
09.11831.01	107-038-00	1	FALDON	GUARD
09.13010.00	107-047-00	50	BOMBA HIDR.	HYDR. PUMP
09.13014.00	107-043-00	17	VALVULA	VALVE
	107-047-00	28	VALVULA	VALVE
09.13125.00	107-047-00	57		
09.13800.00	107-047-00	22	TUBO R1T1/2'	HOSE R1T1/2'
09.14012.00	107-022-00	15	INTERRUPTOR	SWITCH
09.14105.00	107-023-00	6	LUZ TESTIGO	WARNING LIGHT
09.14140.00	107-022-00	20	TRAMO I/E	LENGTH ELEC. INSTAL.
	107-023-00	9	TRAMO I/E	LENGTH ELEC. INSTAL.
09.15050.00	107-023-00	4	INDICADOR	INDICATOR
09.15720.00	107-055-00	17	PLACA AD. INDI.	PLATE AD. INDI
09.50020.00	107-050-00	11		
09.50020.01	107-050-00	11	TABLIER	DASH, PANEL
09.50022.00	107-053-00	8		
09.50026.00	107-053-00	5	CAJA INTERMITENCIA	PULSE GENERATOR
09.60620.00	107-004-00	21	FILTRO COMBUSTIB.	FILTER FUEL
09.70034.00	107-053-00	15	INTERRUPTOR	SWITCH
	935-048-00	6	INTERRUPTOR	SWITCH
09.92200.03	107-050-00	1	TABLIER	DASH, PANEL
	107-051-00	2	TABLIER	DASH, PANEL
09.92310.01	107-052-00	1	TABLIER	DASH, PANEL
	107-053-00	1A	TABLIER	DASH, PANEL
09.92400.01	935-045-00	1		
	935-046-00	1		
09.92500.01	935-047-00	1	JUEGO JUNTAS	GASKET SET
	935-048-00	1	JUEGO JUNTAS	GASKET SET
09.99007.00	107-008-00	17		
	107-008-00	17		
	107-009-00	19		
	107-009-00	24		

Referencia Reference	Tabla Board	Fig. N° Fig. Nr	Denominación Denomination
	107-009-00	26	
	107-009-00	34	
	107-009-00	37	
	107-010-00	12	
10.00131.00	107-006-00	15	ARANDELA DIN1440* WASHER DIN1440*
10.00157.00	107-006-00	16	MANIVELA ARRANQ. STARTING HANDLE
10.00201.00	107-002-00	7	CONJ. PRESION PRESSURE PLATE
10.00214.01	107-029-00	9	EJE CIL/CPA AXLE 'CIL/CPA'
10.00215.01	107-029-00	2	PEDAL EMBR. CLUTCH PEDAL
10.00519.04	107-029-00	3	
	107-030-00	4	PEDAL FRENO BRAKE PEDAL
10.00550.01	107-025-00	27	CUBO RUEDA WHEEL HUB
10.00553.01	107-025-00	21	TUERCA CUBO NUT DIN516*
10.00555.00	107-034-00	3	CAMARA TUBE
10.00560.00	107-025-00	25	ANILLO DIN70951 RING DIN70951
10.00600.02	107-025-00	32	
10.00623.00	107-025-00	10	EJE CPA/CPA AXLE 'CPA/CPA'
10.00626.06	107-025-00	1	PUENTE DIRECTRIZ AXLE STEEL
10.00628.00	107-025-00	9	
10.00632.00	107-025-00	13	ARANDELA DIN1440* WASHER DIN1440*
10.00633.00	107-025-00	7	ARANDELA DIN1441* WASHER DIN1441*
10.00634.00	107-025-00	8	ARANDELA DIN125* WASHER DIN125*
10.00639.03	107-025-00	16	
10.00640.02	107-025-00	19	
10.00692.00	107-047-00	48	
10.00698.00	107-047-00	43	TUBO R1T3/8' HOSE R1T3/8'
10.00776.00	107-005-00	3	SOP. PAS. FOR. STRIGHT SUPPORT
10.00776.01	107-005-00	1	SOP. MOTOR ENGINE SUPPORT
10.00921.00	107-008-00	14	
	107-008-00	14	
	107-015-00	20	
	107-019-00	10	TAPON. CAP
10.01019.03	107-006-00	10	EJE CIL/CIL SHAFT 'CIL/CIL'
10.01115.01	107-046-00	14	CABEZA VASTAGO CYLINDER ROD HEAD
10.01117.00	107-046-00	13	TUERCA DIN439* NUT DIN439*
10.01353.00	107-047-00	18	RACOR M/H NIPPLE M/H
10.01360.00	107-047-00	49	
10.01382.00	107-047-00	46	RACOR TOR. SIMPLE NIPPLE SCREW SIM.
10.01392.00	107-042-00	14	VALVULA VALVE
	107-047-00	31	VALVULA VALVE
10.02144.00	107-003-00	15	RACOR C90M/H ELBOW C90M/H NIPPLE
10.02400.00	107-001-00	16	TUBO MET. TUBE MET.
10.02401.00	107-001-00	16	TUBO MET. TUBE MET.
10.03101.03	107-019-00	20	
	107-020-00	1	
	107-021-00	1	
	107-022-00	13	SOP. ENGRANAJE GEAR SUPPORT
10.03102.00	107-019-00	2	TAPA. COVER
10.03103.00	107-020-00	9	ENGRANAJE. GEAR
10.03104.01	107-020-00	4	EJE CIL/CIL SHAFT 'CIL/CIL'
10.03106.00	107-019-00	13	HORQUILLA ACC. ACC. FORK
10.03107.00	107-019-00	6	EJE CAS/CIL SHAFT 'CAS/CIL'
10.03109.00	107-019-00	11	EJE CIL/COA SHAFT 'CIL/COA'
10.03113.00	107-024-00	1	JUNTA CARDAN PROPELLER SHAFT
10.03114.00	107-024-00	2	
10.03115.00	107-024-00	3	
10.04705.00	107-027-00	1	BASTIDOR FRAME
10.07100.00	107-057-00	1	
10.07130.00	107-057-00	3	
	107-057-00	7	
10.07131.00	107-057-00	4	
10.07200.00	107-057-00	5	
10.07238.00	107-057-00	6	
10.07311.00	107-057-00	2	
10.07913.00	107-057-00	8	
10.08016.00	107-056-00	8	SOP. FIJACION FIXING SUPPORT
10.08615.00	107-041-00	1	CAJA. BOX.
10.09101.01	107-017-00	3	ROTULA DIREC. L BALL
	107-026-00	2	ROTULA DIREC. L BALL
10.09500.00	107-060-00	1	
10.09501.00	107-060-00	4	SOP. GUIA TUBO TUBE GUIDE SUPPORT
10.09502.00	107-060-00	3	TUBO MET. TUBE MET.

Referencia Reference	Tabla Board	Fig. N° Fig. Nr	Denominación Denomination
10.09700.00	107-058-00	1	PROT. CARGA
10.09800.00	107-059-00	1	
10.10080.00	107-047-00	62	TUERCA DIN1587* NUT DIN1587*
10.10880.00	107-047-00	68	TUBO R1T1/4' HOSE R1T1/4'
10.11101.00	107-027-00	8	PROT. SILEN. GUARD MUFFLER
10.11102.00-2	107-052-00	32	
10.11788.00	107-027-00	21	CONTRAPESO BALLAST WEIGHT
10.12003.00	107-046-00	7	
10.12070.00	107-055-00	37A	PLACA AD. INDI. PLATE AD. INDI
10.12071.00	107-055-00	37	PLACA AD. INDI. PLATE AD. INDI
10.12102.00	107-046-00	2	
10.12103.00	107-046-00	1	CILINDRO D/E CYLINDER D/E
	107-047-00	13	CILINDRO D/E CYLINDER D/E
10.13183.00	107-042-00	30	
	107-047-00	32	
10.13269.00	107-043-00	20	
	107-047-00	61	
10.13270.00	107-043-00	11	
	107-047-00	60	
10.13271.00	107-042-00	18	
	107-047-00	63	
10.13272.00	107-042-00	17	TUBO R1T3/8' HOSE R1T3/8'
	107-047-00	64	TUBO R1T3/8' HOSE R1T3/8'
10.13380.00	107-047-00	59	RACOR PAS. M/M NIPPLE M/M
10.13920.00	107-047-00	24	
10.15000.00	107-055-00	16	PLACA AD. INDI. PLATE AD. INDI
10.15700.00	107-055-00	19	PLACA CARAC. PLATE CHARAC.
10.30530.00	107-047-00	67	
11.00360.00	107-043-00	19	
	107-047-00	70	
11.99130.01	107-017-00	16	
	107-026-00	17	
14.00770.00	107-055-00	34	PLACA AD. INDI. PLATE AD. INDI
14.00770.01	107-055-00	34	PLACA AD. INDI. PLATE AD. INDI
14.00770.02	107-055-00	34	PLACA AD. INDI. PLATE AD. INDI
14.00775.00	107-055-00	12	PLACA AD. INDI. PLATE AD. INDI
14.00775.01	107-055-00	12	PLACA AD. INDI. PLATE AD. INDI
14.00775.02	107-055-00	12	PLACA AD. INDI. PLATE AD. INDI
14.00775.03	107-055-00	12	PLACA AD. INDI. PLATE AD. INDI
14.00788.04	107-055-00	31	PLACA AD. INDI. PLATE AD. INDI
14.00788.05	107-055-00	31A	PLACA AD. INDI. PLATE AD. INDI
14.01315.00	107-047-00	44	CASQUILLO. BUSH
14.11430.00	935-047-00	21	SOP. PAS. REC. STRIP SUPPORT
14.40901.00	107-037-00	8	CATADIOPTRICO RED REFLECTOR
15.00101.12	107-051-00	6	ALTERNADOR GENERATOR
	107-052-00	12	ALTERNADOR GENERATOR
15.00101.13	107-051-00	6	ALTERNADOR GENERATOR
	107-052-00	12	ALTERNADOR GENERATOR
15.00113.00	107-005-00	6	AMORTIGUADOR. SHOCK ABSORVER
	107-027-00	3	AMORTIGUADOR. SHOCK ABSORVER
15.00114.00	107-027-00	4	CASQUILLO. BUSH
15.00114.01	107-005-00	5	CASQUILLO. BUSH
15.00124.01	107-028-00	3	SOP. EJE AXLE SUPPORT
15.00315.00	107-009-00	32	RESORTE COMP. SPRING COMPRESSION
15.00330.00	107-047-00	16	DISTRIBUIDOR 3E CONTROL VALVE 3E
	107-048-00	1	DISTRIBUIDOR 3E CONTROL VALVE 3E
15.00357.00	107-015-00	23	ESPARRAGO DIN939* STUD DIN939*
15.00832.00	107-046-00	15	SUPLEMENTO PANEL
15.00834.00	107-027-00	20	CADENA CHAIN
	107-041-00	8	CADENA CHAIN
15.00836.00	107-027-00	19	PASADOR DIN11024 GRIP CLIP DIN11024
15.00912.01	107-035-00	7	CAMARA TUBE
15.01016.01	107-033-00	8	VOLANTE DIREC. WHEEL STEERING
15.01443.00	107-051-00	17	CABLE ELEC. ELECTRICAL CABLE
	107-052-00	14	CABLE ELEC. ELECTRICAL CABLE
15.01444.00	935-045-00	17	CABLE ELEC. ELECTRICAL CABLE
	935-047-00	18	CABLE ELEC. ELECTRICAL CABLE
15.01524.00	107-004-00	2	TAPON. CAP
	107-004-00	6	TAPON. CAP
15.01525.00	107-055-00	29	PLACA AD. INDI. PLATE AD. INDI
15.01615.00	107-047-00	47	
15.01616.00	107-047-00	33	



Referencia Reference	Tabla Board	Fig. N° Fig. Nr	Denominación Denomination	
15.02011.01	107-002-00	6	DISCO EMBR.	DISK CLUTCH
15.07780.00	107-031-00	4	TORNILLO DIN910*	SCREW DIN910*
15.10161.01	107-033-00	9		
15.10993.00	107-047-00	65	BRIDA FORU	CLAMP U
15.10994.00	107-047-00	66	BRIDA FORU	CLAMP U
15.20010.00	107-055-00	21	PLACA AD. INDI.	PLATE AD. INDI
16.00110.01	107-047-00	10	BOMBA HIDR.	HYDR. PUMP
16.00146.00	107-028-00	11	VARILLA FORL6	ROD L6
16.00151.03	107-028-00	9		
16.00760.00	107-039-00	11	CASQUILLO.	BUSH
	107-054-00	8	CASQUILLO.	BUSH
16.00913.02	107-035-00	8	CUBIERTA TT	TYRE 'TT'
16.00922.02	107-034-00	4		
16.01354.00	107-003-00	13	ARANDELA DIN9021*	CIR-CLIP INT. DIN9021*
16.01371.00	107-047-00	8	RACOR O/TB	NIPPLE O/TB
16.01372.00	107-047-00	7	RACOR TOR. SIMPLE	NIPPLE SCREW SIM.
16.01415.00	107-051-00	7	MOTOR ARRANQUE	STARTER
	107-052-00	10	MOTOR ARRANQUE	STARTER
16.01415.50	107-051-00	7	MOTOR ARRANQUE	STARTER
	107-052-00	10	MOTOR ARRANQUE	STARTER
16.01449.12	107-052-00	6	SOP. PILOTO	LIGHT SUPPORT
	935-047-00	2	SOP. PILOTO	LIGHT SUPPORT
16.01449.13	107-052-00	7	SOP. PILOTO	LIGHT SUPPORT
	935-047-00	4	SOP. PILOTO	LIGHT SUPPORT
16.01470.00	107-028-00	10		
16.09220.00	107-034-00	1	RUEDA	WHEEL RIM
19.00720.00	107-047-00	69	RACOR M/M	NIPPLE M/M
19.00720.01	107-047-00	26	RACOR M/M	NIPPLE M/M
21.00161.00	107-054-00	7	PASACABLES	GROMMET
28.00337.00	107-043-00	16	RACOR M/M	NIPPLE M/M
	107-047-00	23	RACOR M/M	NIPPLE M/M
28.00338.00	107-047-00	25	RACOR M/H	NIPPLE M/H
	107-047-00	40	RACOR M/H	NIPPLE M/H
28.00339.00	107-047-00	38	RACOR O/M	NIPPLE O/M
28.00340.00	107-047-00	37	RACOR TOR. SIMPLE	NIPPLE SCREW SIM.
28.00341.00	107-043-00	15	JUNTA MET. BUNA	GASKET MET. BUNA
	107-047-00	39	JUNTA MET. BUNA	GASKET MET. BUNA
31.01064.00	107-030-00	14	RACOR O/H/H	NIPPLE O/H/H
31.01065.00	107-030-00	11	RACOR TOR. SIMPLE	NIPPLE SCREW SIM.
31.01329.00	107-052-00	43	LAMPARA	BULB
	935-047-00	22	LAMPARA	BULB
31.01331.00	107-052-00	42	LAMPARA	BULB
	935-047-00	23	LAMPARA	BULB
37.00007.00	107-008-00	1		
	107-008-00	1		
37.00123.04	107-028-00	1	PEDAL ACEL.	ACCEL. PEDAL
37.00157.12	107-032-00	12	SOP. BOMBA PIE	BRAKE PUMP SUPPORT
37.00374.00	107-005-00	8	ARANDELA DIN9021*	CIR-CLIP INT. DIN9021*
	107-027-00	5	ARANDELA DIN9021*	CIR-CLIP INT. DIN9021*
37.00608.01	107-033-00	1		
37.00726.22	107-037-00	13	PLANCHA	PLATE
37.01123.02	107-028-00	2	PEDAL ACEL.	ACCEL. PEDAL
37.01242.12	107-052-00	15	TRAMO I/E	LENGTH ELEC. INSTAL.
	935-047-00	8	TRAMO I/E	LENGTH ELEC. INSTAL.
37.01501.02	935-047-00	14	TRAMO I/E	LENGTH ELEC. INSTAL.
37.06130.00	107-033-00	3	DIREC. HIDROSTATIC.	STEERING VALVE
	107-047-00	36	DIREC. HIDROSTATIC.	STEERING VALVE
39.00002.01	107-013-00	1		
39.00379.00	107-016-00	1		
39.00400.01	107-012-00	1	TROMPETA	ASCLE HOUSING
39.00414.00	107-012-00	37	PALIER	DRIVE SHAFT
39.00500.10	107-015-00	25		
39.00520.01	107-013-00	9	PALANCA ACC.	ACC.LEVER
39.00617.12	107-017-00	1		
	107-047-00	42		
39.00706.00	107-032-00	16	CABLE FRENO	BRAKE CABLE
39.00774.00	107-030-00	9	TUBO BUNDY3	TUBE BUNDY3
39.00775.00	107-030-00	15	TUBO BUNDY3	TUBE BUNDY3
39.00912.01	107-035-00	6		
39.08236.01	107-039-00	1		
39.08237.01	107-039-00	2	PROT. CONDUCTOR	DRIVER GUARD
39.08242.00	107-055-00	30	PLACA AD. INDI.	PLATE AD. INDI

Referencia Reference	Tabla Board	Fig. N° Fig. Nr	Denominación Denomination	
39.08252.00	107-039-00	10	CRISTAL	GLASS
39.09901.00	107-055-00	3	PLACA AD. INDI.	PLATE AD. INDI
39.10501DE00	107-035-00	5	RUEDA	WHEEL RIM
39.10501I200	107-035-00	5	RUEDA	WHEEL RIM
39.10502DE01	107-034-00	1	RUEDA	WHEEL RIM
39.10502I201	107-034-00	1	RUEDA	WHEEL RIM
39.10601.00	107-015-00	13	TAPA SOP.	FLANGE
39.10602.00	107-015-00	11	TAPA SOP.	FLANGE
39.10605.00	107-015-00	4	TROMPETA	ASCLE HOUSING
39.10606.01	107-015-00	1	TROMPETA	ASCLE HOUSING
39.10611.01	107-016-00	17	ENGRANAJE.	GEAR
39.10612.01	107-016-00	34	ENGRANAJE.	GEAR
39.10613.00	107-016-00	28	EJE CIL/CIL	SHAFT 'CIL/CIL'
	107-016-00	28	EJE CIL/CIL	SHAFT 'CIL/CIL'
39.10614.00	107-015-00	6	EJE CIL/CIL	SHAFT 'CIL/CIL'
39.10615.00	107-016-00	12	SUPLEMENTO	PANEL
39.10616.00	107-015-00	2	CASQUILLO.	BUSH
	107-025-00	2	CASQUILLO.	BUSH
39.10618.00	107-018-00	*8		
39.10619.00	107-018-00	1	ACOP. CIL/CIL	COUPLING CYL/CYL
39.10620.00	107-018-00	2	TAPA.	COVER
39.10621.00	107-016-00	3	ENGRANAJE.	GEAR
39.10622.00	107-016-00	4	ENGRANAJE.	GEAR
39.10624.00	107-017-00	9		
39.10624.00	107-017-00	11	SOP. PLAN. CIL.	SUPPORT SHEET
39.10625.00	107-015-00	18	SOP. DIRECCION	STEERING SUPPORT
39.10626.00	107-015-00	22	SOP. DIRECCION	STEERING SUPPORT
39.10628.00	107-034-00	2	RUEDA	WHEEL RIM
39.10630.00	107-016-00	15	ROTULA.	BUSHING
39.10631.00	107-016-00	19	GUARDAPOLVO	DUST EXCLUDER
39.10632.00	107-016-00	14	TUERCA DIN982	NUT DIN982
39.10640.00	107-018-00	9	GRUESO REG. DISCO	REGUL SKIM
39.10641.00	107-015-00	9	GRUESO REG. REC.	REGUL SPACER
39.10641.01	107-015-00	9	GRUESO REG. REC.	REGUL SPACER
39.10642.00	107-020-00	6	GRUESO REG. REC.	REGUL SPACER
40.00005.00	107-011-00	22		
40.00005.10	107-011-00	*22		
40.00007.00	107-008-00	1		
	107-008-00	1		
40.00100.20	107-001-00	2	MOTOR DIESEL	ENGINE DIESEL
40.00100.21	107-001-00	2A	MOTOR DIESEL	ENGINE DIESEL
40.00148.00	107-028-00	16	CABLE MANDO	CABLE CHOKE
40.00930.00	107-037-00	2	SOP. PLACA	SUPPORT PLATE
40.02001.00	107-001-00	5	SILENCIADOR	MUFFLER
40.08440.10	107-051-00	3	TRAMO I/E	LENGTH ELEC. INSTAL.
40.09220.00	107-050-00	2	TABLIER	DASH, PANEL
40.10120.00	107-005-00	12	SOP. MOTOR	ENGINE SUPPORT
40.10178.01	107-006-00	17	SOP. ANG.	BRACKET ANG.
40.10179.02	107-006-00	19	EJE CPA/CPA	AXLE 'CPA/CPA'
40.10213.00	107-002-00	1	VOLANTE MOTOR	FLY WHEEL ENGINE
40.20150.00	107-001-00	3	TUBO SALIDA GASES	TUBE EXHAUST
40.30310.00	107-011-00	15	TAPA.	COVER
40.30310.01	107-011-00	*15A	TAPA.	COVER
40.92200.00	107-050-00	1		
	107-051-00	2		
	107-053-00	1A		
40.92300.00	107-052-00			
43.00708.00	107-032-00	20	TAPA SOP.	FLANGE
43.00727.00	107-028-00	15	VARILLA FORL6	ROD L6
43.00747.20	107-030-00	12		
	107-031-00	1		
43.00747.25	107-031-00	2	GUARDAPOLVO	DUST EXCLUDER
43.00747.34	107-031-00	3	VALVULA	VALVE
43.00747.90	107-031-00	5	JUEGO JUNTAS	GASKET SET
43.00750.06	107-030-00	16		
43.00750.07	107-004-00	9	TUBO PLAS. TRANS.	HOSE TRANS. PLAS
43.00750.08	107-049-00	17		
43.00751.00	107-030-00	1		
43.00755.01	107-032-00	2	PALANCA MANDO	CONTROL LEVER
	107-032-00	10	PALANCA MANDO	CONTROL LEVER
43.00766.00	107-032-00	14	SOP. PAS. REC.	STRIP SUPPORT
43.01170.00	107-055-00	10	PLACA AD. INDI.	PLATE AD. INDI

Referencia Reference	Tabla Board	Fig. N° Fig. Nr	Denominación Denomination	Referencia Reference	Tabla Board	Fig. N° Fig. Nr	Denominación Denomination
43.01351.01	107-055-00	4	PLACA AD. INDI.	45.00408.45	107-014-00	8	RESORTE TRAC.
43.01351.02	107-055-00	5	PLACA AD. INDI.	45.00408.46	107-014-00	4	TENSOR.
43.01351.03	107-055-00	6	PLACA AD. INDI.	45.00408.58	107-014-00	9	TORNILLO DIN912
43.01352.10	107-055-00	11	PLACA AD. INDI.	45.00408.59	107-014-00	10	
43.01356.00	107-055-00	26	PLACA AD. INDI.	45.00408.60	107-014-00	11	TAPON.
43.01451.00	107-048-00	5	PALANCA MANDO	45.00408.61	107-014-00	12	
43.01451.01	107-048-00	3	PALANCA MANDO	45.00452.00	107-025-00	26	TORNILLO RUEDA
43.01451.02	107-048-00	4	PALANCA MANDO	45.00500.00	107-015-00	25	
43.01454.00	107-047-00	35	RACOR C90M/M	45.00557.00	107-016-00	27	
43.01521.00	107-030-00	13	INTERRUPTOR	45.00587.00	107-016-00	27	ESPARRAGO.
43.01530.01	935-047-00	39	RELE	45.00588.00	107-025-00	28	TUERCA DIN982*
43.01530.11	935-045-00	20		45.00715.00	107-041-00	9	GANCHO
43.02534.00	107-025-00	17	ESPARRAGO DIN939*	45.00902.00	107-034-00	1	RUEDA
43.07310.01	107-029-00	1	SUPLEMENTO	45.00902DE01	107-034-00	1	RUEDA
43.07511.00	107-030-00	2		45.00902IZ01	107-034-00	1	RUEDA
43.07512.00	107-030-00	17		45.00909.00	107-034-00	4	CUBIERTA TT
43.07550.01	107-032-00	1		45.00910DE00	107-034-00	1	RUEDA
43.08034.00	107-012-00	7	TORNILLO DIN912*	45.00910IZ00	107-034-00	1	RUEDA
43.10621.00	935-045-00	2	CAJA.	45.00911.00	107-034-00	2	RUEDA
	935-047-00	9	CAJA.	45.00913.00	107-034-00	2	
43.10623.00	107-052-00	18	CAJA INTERMITENCIA	45.00920.00	107-034-00	2	RUEDA
43.10827.01	107-051-00	20	SOP. FIJACION		107-034-00	2	RUEDA
	107-052-00	28	SOP. FIJACION	45.00920.02	107-034-00	2	RUEDA
	935-045-00	11	SOP. FIJACION	45.00921.00	107-034-00	3	CAMARA
	935-047-00	32	SOP. FIJACION	45.00921.01	107-034-00	3	CAMARA
43.11192.00	107-003-00	14	RACOR M/H	45.00922.00	107-034-00	4	CUBIERTA LS
43.14015.18	107-004-00	31		45.00922.01	107-034-00	4	
43.14015.40	107-004-00	29		45.00922.02	107-034-00	4	CUBIERTA LS
43.14105.11	107-004-00	30		45.00923.00	107-034-00	FLAP	FLAP
43.50022.01	107-050-00	15	LLAVE CONTACTO	45.00923.01	107-034-00	5	FLAP
	107-053-00	7	LLAVE CONTACTO		107-034-00	5	FLAP
	935-046-00	7	LLAVE CONTACTO	45.01365.10	107-047-00	29	RACOR C90M/H
	935-048-00	10	LLAVE CONTACTO	45.01423.00	107-049-00	14	JUNTA MET. BUNA
43.50022.02	107-050-00	16	LLAVERO	45.01492.00	107-017-00	6	GUARDAPOLVO
	107-053-00	20	LLAVERO		107-026-00	5	GUARDAPOLVO
43.50023.00	107-053-00	16	CONMUTADOR	45.01525.00	107-052-00	21	INTERRUPTOR
	935-048-00	17	CONMUTADOR	45.03150.00	107-028-00	17	CIERRE
43.50024.01	107-050-00	8	INTERRUPTOR	45.04106.00	107-004-00	24	RACOR O/TB
	107-053-00	11	INTERRUPTOR	45.04113.00	107-028-00	19	SOP. RESORTE
	935-046-00	9	INTERRUPTOR	45.04113.10	107-028-00	19A	SOP. PAS. REC.
	107-054-00	9	INTERRUPTOR	45.04113.11	935-045-00	19	SOP. PAS. REC.
43.50025.00	107-050-00	9	GUARDAPOLVO		935-047-00	42	SOP. PAS. REC.
	107-053-00	14	GUARDAPOLVO	45.09220.00	107-034-00	1	RUEDA
	935-046-00	10	GUARDAPOLVO	45.19101.00	107-055-00	13	PLACA AD. INDI.
	935-048-00	14	GUARDAPOLVO	45.50032.00	107-053-00	12	
43.50026.00	107-053-00	17	CONMUTADOR	45.60002.01	107-040-00	6	CINTURON
43.50027.00	107-023-00	8	LAMPARA	46.00304.00	107-047-00	6	
43.50028.00	107-023-00	7	CONECTOR	46.00322.01	107-011-00	21	RESORTE TRAC.
43.50030.00	107-050-00	5		46.00403.00	107-014-00	1	FRENO
43.50032.00	935-046-00	8	FUSIBLE	46.00404.00	107-014-00	1	FRENO
	935-048-00	7	FUSIBLE	46.00407.34	107-014-00	2	BOMBIN
43.50057.02	935-046-00	12	CAJA.	46.00488.00	107-016-00	26	
	935-048-00	12	CAJA.	46.00552.00	107-025-00	23	CASQUILLO.
43.50119.00	107-003-00	11	INDICADOR	46.00588.00	107-016-00	26	TUERCA DIN982
43.50941.00	107-039-00	13	TORNILLO DIN923*	46.00825.00	107-055-00	27	PLACA AD. INDI.
43.51332.00	107-047-00	55		46.00841.00	107-039-00	23	BRAZO LIMPIA
43.51333.00	107-047-00	52		46.00842.00	107-039-00	22	
43.70528.00	107-046-00	3	CASQUILLO.	46.00843.00	107-039-00	20	MOTOR LIMPIA
43.70581.01	107-019-00	16	RESORTE TORS.	46.01324.00	107-052-00	2	LAMPARA
43.70835.00	107-027-00	18	EJE CPA/GRA		935-047-00	7	LAMPARA
43.70940.00	107-047-00	20	RACOR M/M	46.10002.00	107-051-00	23	PROT. BORNE
44.00706.02	107-032-00	17	CABLE FRENO		107-052-00	19	PROT. BORNE
45.00139.00	107-028-00	7	RESORTE TRAC.		935-045-00	16	PROT. BORNE
45.00139.01	107-021-00	18	RESORTE TRAC.	46.10754.00	107-052-00	4	SOP. PAS. FOR.
45.00369.00	107-019-00	5	ENGRANAJE z23		935-047-00	5	SOP. PAS. FOR.
45.00385.00	107-019-00	8	ACOP CIL/CIL	46.10755.00	107-052-00	3	PILOTO
45.00407.21	107-014-00	3	PLATO FRENO		935-047-00	6	PILOTO
45.00407.26	107-014-00	5	MORDAZA FRENO	46.50024.00	107-053-00	4	CONTADOR HORAS
45.00408.21	107-014-00	3	PLATO FRENO	46.50024.01	935-046-00	11	CAJA.
45.00408.26	107-014-00	5	MORDAZA FRENO		935-048-00	11	CAJA.
45.00408.29	107-014-00	6	MORDAZA FRENO		935-048-00	15	CAJA.
45.00408.44	107-014-00	7	RESORTE TRAC.	46.50026.00	935-048-00	13	CAJA INTERMITEN.



Referencia Reference	Tabla Board	Fig. N° Fig. Nr	Denominación Denomination	Referencia Reference	Tabla Board	Fig. N° Fig. Nr	Denominación Denomination
46.50028.00	935-048-00	16	CAJA INTERMITENCIA PULSE GENERATOR	101.11000.66	107-039-00	12	ARANDELA DIN125 WASHER DIN125
	107-053-00	3		101.12000.66	107-021-00	14	ARANDELA DIN125 WASHER DIN125
	935-046-00	13		101.13000.00	107-013-00	10	ARANDELA DIN125 WASHER DIN125
	935-048-00	19		101.14000.66	107-012-00	15	ARANDELA DIN125 WASHER DIN125
46.50029.00	107-050-00	10	BRIDA. CLAMP		107-019-00	15	ARANDELA DIN125 WASHER DIN125
	107-053-00	10	BRIDA. CLAMP	101.15000.66	107-058-00	3	ARANDELA DIN125 WASHER DIN125
	935-046-00	15	BRIDA. CLAMP	101.16000.66	107-025-00	29	ARANDELA DIN125 WASHER DIN125
	935-048-00	8	BRIDA. CLAMP		107-027-00	13	ARANDELA DIN125 WASHER DIN125
46.50029.01	107-050-00	10	BRIDA. CLAMP	101.20000.66	107-020-00	5	ARANDELA DIN125 WASHER DIN125
46.50112.01	107-047-00	58	TUBO R1T1/4' HOSE R1T1/4'	101.22000.66	107-006-00	13	ARANDELA DIN125 WASHER DIN125
52.00110.00	107-004-00	23	RACOR TOR. SIMPLE NIPPLE SCREW SIM.	101.30000.66	107-012-00	5	ARANDELA DIN125 WASHER DIN125
52.00110.02	107-004-00	19	RACOR M/M NIPPLE M/M	105.06000.00	107-042-00	3	
52.00365.00	107-015-00	3	TAPON. CAP	105.06000.66	107-002-00	8	ARANDELA DIN127 WASHER DIN127
54.01327.00	107-052-00	5	PILOTO PILOT		107-012-00	12	ARANDELA DIN127 WASHER DIN127
	935-047-00	3	PILOTO PILOT		107-013-00	6	ARANDELA DIN127 WASHER DIN127
54.01819.01	107-047-00	14	TUBO R2T1/2' HOSE R2T1/2'		107-036-00	5	ARANDELA DIN127 WASHER DIN127
54.01825.00	107-047-00	14	TUBO R1T3/8' HOSE R1T3/8'		107-037-00	18	ARANDELA DIN127 WASHER DIN127
54.14400.00	107-004-00	14	TUBO PLAS. TRANS. HOSE TRANS. PLAS		107-041-00	7	ARANDELA DIN127 WASHER DIN127
54.59180.00	107-028-00	18	SENSOR. TENSIONER		107-046-00	16	ARANDELA DIN127 WASHER DIN127
55.54051.00	107-047-00	51	RACOR C90M/M ELBOW C90M/M NIPPLE		107-049-00	7	ARANDELA DIN127 WASHER DIN127
58.15340.00	107-050-00	17	AVISADOR ACUSTICO HORN		107-052-00	29	ARANDELA DIN127 WASHER DIN127
	107-053-00	19	AVISADOR ACUSTICO HORN	105.08000.00	107-042-00	8	
59.10738.00	107-048-00	8		105.08000.66	107-001-00	10	ARANDELA DIN127 WASHER DIN127
60.01007.00	107-048-00	6	EMPUJADURA KNOB		107-003-00	6	ARANDELA DIN127 WASHER DIN127
60.01453.00	107-056-00	3	EJE CIL/ROS AXLE 'CIL/ROS'		107-004-00	17	ARANDELA DIN127 WASHER DIN127
	107-056-00	6	EJE CIL/ROS AXLE 'CIL/ROS'		107-008-00	3	ARANDELA DIN127 WASHER DIN127
60.01454.00	107-056-00	1	PROT. LAMPARA BULB GUARD		107-008-00	3	ARANDELA DIN127 WASHER DIN127
60.01454.01	107-056-00	4	PROT. LAMPARA BULB GUARD		107-011-00	14	ARANDELA DIN127 WASHER DIN127
60.01924.01	107-036-00	12	CIERRE LATCH		107-012-00	8	ARANDELA DIN127 WASHER DIN127
60.01925.01	107-036-00	11	CIERRE LATCH		107-012-00	17	ARANDELA DIN127 WASHER DIN127
80.01009.00	107-004-00	25	ARANDELA CU WASHER CU		107-013-00	3	ARANDELA DIN127 WASHER DIN127
80.01035.01	107-008-00	12	TAPON. CAP		107-027-00	23	ARANDELA DIN127 WASHER DIN127
	107-008-00	12	TAPON. CAP		107-029-00	11	ARANDELA DIN127 WASHER DIN127
	107-015-00	21	TAPON. CAP		107-032-00	4	ARANDELA DIN127 WASHER DIN127
80.06041.00	107-004-00	15	RACOR TOR. SIMPLE NIPPLE SCREW SIM.		107-037-00	14	ARANDELA DIN127 WASHER DIN127
80.06062.01	107-004-00	28	ELEMENTO FILTRANTE FILTER ELEMENT		107-037-00	16	ARANDELA DIN127 WASHER DIN127
81.00053.02	107-001-00	11	FILTRO ACEITE OIL FILTER		107-039-00	7	ARANDELA DIN127 WASHER DIN127
82.00310.02	107-004-00	27	CABEZA FILTRO COVER		107-049-00	10	ARANDELA DIN127 WASHER DIN127
83.00840.05	107-051-00	29	TERMOCONTACTO THERMOCONTACT		107-051-00	13	ARANDELA DIN127 WASHER DIN127
	107-052-00	48	TERMOCONTACTO THERMOCONTACT		107-051-00	21	ARANDELA DIN127 WASHER DIN127
85.11800.09	107-051-00	4	REGULAD. TENSION VOLTAGR REGULATOR		107-052-00	40	ARANDELA DIN127 WASHER DIN127
	107-052-00	9	REGULAD. TENSION VOLTAGR REGULATOR		935-045-00	12	ARANDELA DIN127 WASHER DIN127
85.11800.10	107-051-00	4	REGULAD. TENSION VOLTAGR REGULATOR	105.09000.66	107-011-00	16	ARANDELA DIN127 WASHER DIN127
	107-052-00	9	REGULAD. TENSION VOLTAGR REGULATOR		107-012-00	25	ARANDELA DIN127 WASHER DIN127
85.11800.23	107-051-00	28	INTERRUPTOR SWITCH	105.10000.66	107-008-00	20	ARANDELA DIN127 WASHER DIN127
	107-052-00	47	INTERRUPTOR SWITCH		107-008-00	20	ARANDELA DIN127 WASHER DIN127
86.90000.01	107-001-00	12			107-033-00	4	ARANDELA DIN127 WASHER DIN127
	107-003-00	10	FILTRO AIRE AIR FILTER		107-037-00	20	ARANDELA DIN127 WASHER DIN127
86.90000.02	107-001-00	14	FILTRO ACEITE OIL FILTER		107-040-00	3	ARANDELA DIN127 WASHER DIN127
86.90000.03	107-001-00	13			107-052-00	34	ARANDELA DIN127 WASHER DIN127
	107-004-00	32	FILTRO COMBUSTIB. FILTER FUEL		935-047-00	19	ARANDELA DIN127 WASHER DIN127
86.90000.04	107-051-00	7		105.11000.66	107-008-00	7	ARANDELA DIN127 WASHER DIN127
	107-052-00	10	MOTOR ARRANQUE STARTER		107-008-00	7	ARANDELA DIN127 WASHER DIN127
86.90000.06	107-051-00	4		105.12000.00	107-043-00	22	
	107-052-00	9	REGULAD. TENSION VOLTAGR REGULATOR	105.12000.66	107-056-00	9	ARANDELA DIN127 WASHER DIN127
86.90000.10	107-051-00	6A		105.13000.66	107-013-00	11	ARANDELA DIN127 WASHER DIN127
	107-052-00	12A		105.16000.66	107-013-00	14	ARANDELA DIN127 WASHER DIN127
86.90000.11	107-051-00	6			107-027-00	14	ARANDELA DIN127 WASHER DIN127
	107-052-00	12			107-033-00	6	ARANDELA DIN127 WASHER DIN127
86.90000.26	107-051-00	5	CORONA CROWN	105.18000.00	107-042-00	10	ARANDELA DIN127 WASHER DIN127
	107-052-00	13	CORONA CROWN		107-043-00	7	ARANDELA DIN127 WASHER DIN127
101.06000.66	107-039-00	16	ARANDELA DIN125 WASHER DIN125	107.08000.10	107-004-00	13	ARANDELA AL WASHER AL
	107-041-00	5	ARANDELA DIN125 WASHER DIN125	107.14000.10	107-004-00	18	ARANDELA AL WASHER AL
	107-054-00	4	ARANDELA DIN125 WASHER DIN125		107-004-00	22	ARANDELA AL WASHER AL
101.07000.86	107-029-00	15			107-008-00	13	ARANDELA AL WASHER AL
101.08000.66	107-001-00	9	ARANDELA DIN125 WASHER DIN125		107-008-00	13	ARANDELA AL WASHER AL
	107-004-00	16	ARANDELA DIN125 WASHER DIN125		107-011-00	11	ARANDELA AL WASHER AL
	107-012-00	18	ARANDELA DIN125 WASHER DIN125		107-019-00	22	ARANDELA AL WASHER AL
	107-030-00	8	ARANDELA DIN125 WASHER DIN125		107-022-00	14	ARANDELA AL WASHER AL
	107-032-00	5	ARANDELA DIN125 WASHER DIN125	112.08000.66	107-027-00	24	ARANDELA DIN9021 CIR-CLIP INT. DIN9021
	107-037-00	25	ARANDELA DIN125 WASHER DIN125		107-039-00	8	ARANDELA DIN9021 CIR-CLIP INT. DIN9021
101.10000.66	107-037-00	21	ARANDELA DIN125 WASHER DIN125		107-052-00	35	ARANDELA DIN9021 CIR-CLIP INT. DIN9021

Referencia Reference	Tabla Board	Fig. Nº Fig. Nr	Denominación Denomination
117.09000.66	935-047-00	20	ARANDELA DIN9021 CIR-CLIP INT. DIN9021
119.02805.66	107-037-00	22	ARANDELA DIN434* WASHER DIN434*
201.01702.50	107-019-00	21	ARANDELA. WASHER
201.02104.50	107-047-00	53	
201.02402.50	107-016-00	20	JUNTA DIN3770 O-RING DIN3770
201.03002.50	107-047-00	54	
201.03335.50	107-016-00	11	JUNTA DIN3770 O-RING DIN3770
	107-017-00	14	JUNTA DIN3770 O-RING DIN3770
	107-026-00	13	JUNTA DIN3770 O-RING DIN3770
201.05153.50	107-046-00	12	JUNTA DIN3770 O-RING DIN3770
201.07025.50	107-021-00	13	JUNTA DIN3770 O-RING DIN3770
201.07202.50	107-018-00	10	JUNTA DIN3770 O-RING DIN3770
201.14602.50	107-015-00	15	JUNTA DIN3770 O-RING DIN3770
201.22003.52	107-046-00	6	
201.32004.50	107-006-00	3	JUNTA DIN3770 O-RING DIN3770
201.75003.50	107-047-00	3	JUNTA DIN3770 O-RING DIN3770
	107-049-00	5	JUNTA DIN3770 O-RING DIN3770
202.02508.50	107-016-00	10	RETEN DIN3760 SEAL DIN3760
202.04006.50	107-016-00	13	RETEN DIN3760 SEAL DIN3760
	107-016-00	29	RETEN DIN3760 SEAL DIN3760
202.36008.50	107-025-00	20	RETEN DIN3760 SEAL DIN3760
202.45008.50	107-012-00	6	
203.30008.50	107-046-00	11	RASCADOR WIPER RING
207.04032.50	107-017-00	15	
	107-026-00	12	
207.63028.50	107-046-00	4	JUNTA ESTAN. COMP. GASKET
216.01007.50	107-022-00	7	RETEN RECUBIE. LD SEAL
216.01407.50	107-021-00	4	RETEN RECUBIE. LD SEAL
216.03007.50	107-018-00	6	RETEN RECUBIE. LD SEAL
216.03510.50	107-019-00	3	RETEN RECUBIE. LD SEAL
217.30006.50	107-046-00	9	JUNTA DIN6505 GASKET DIN6505
223.02047.66	107-015-00	5	ANILLO OBTURADOR OBTURATING RING
228.02230.50	107-017-00	13	RASCADOR WIPER RING
	107-026-00	15	RASCADOR WIPER RING
229.02228.50	107-017-00	12	JUNTA DIN6505 GASKET DIN6505
	107-026-00	14	JUNTA DIN6505 GASKET DIN6505
231.01403.50	107-021-00	5	RETEN DIN3760 SEAL DIN3760
301.20015.00	107-009-00	25	RODAMIENTO DIN625 BEARING DIN625
	107-019-00	9	RODAMIENTO DIN625 BEARING DIN625
	107-020-00	8	RODAMIENTO DIN625 BEARING DIN625
301.25015.00	107-010-00	10	RODAMIENTO DIN625 BEARING DIN625
	107-016-00	9	RODAMIENTO DIN625 BEARING DIN625
301.30016.00	107-009-00	28	RODAMIENTO DIN625 BEARING DIN625
	107-016-00	18	RODAMIENTO DIN625 BEARING DIN625
301.35017.00	107-019-00	4	RODAMIENTO DIN625 BEARING DIN625
301.40018.00	107-010-00	9	RODAMIENTO DIN625 BEARING DIN625
	107-016-00	8	RODAMIENTO DIN625 BEARING DIN625
301.45019.00	107-012-00	34	RODAMIENTO DIN625 BEARING DIN625
304.20222.00	107-009-00	9	RODAMIENTO DIN628 BEARING DIN628
306.20015.00	107-009-00	14	RODAMIEN. DIN5412 BEARING DIN5412
306.40018.00	107-012-00	32	RODAMIEN. DIN5412 BEARING DIN5412
307.20015.00	107-015-00	10	RODAMIENTO DIN720 BEARING DIN720
	107-025-00	24	RODAMIENTO DIN720 BEARING DIN720
307.30017.00	107-025-00	22	RODAMIENTO DIN720 BEARING DIN720
307.35018.00	107-018-00	4	RODAMIE. RODILLOS ROLLING BEARING
309.17012.00	107-002-00	5	RODAMIENTO DIN625 BEARING DIN625
309.25015.00	107-016-00	25	RODAMIENTO DIN625 BEARING DIN625
310.35017.00	107-016-00	30	RODAMIEN. DIN5412 BEARING DIN5412
312.25017.00	107-016-00	35	RODAMIEN. DIN5412 BEARING DIN5412
312.30016.00	107-016-00	16	RODAMIEN. DIN5412 BEARING DIN5412
320.30016.00	107-009-00	2	RODAMIEN. DIN5412 BEARING DIN5412
323.30003.00	107-025-00	11	
328.20015.00	107-009-00	9	RODAMIENTO DIN618 BEARING DIN618
401.02015.60	107-043-00	10	PASADOR DIN94 SPLIT PIN DIN94
401.02020.60	107-021-00	22	PASADOR DIN94 SPLIT PIN DIN94
	107-022-00	4	PASADOR DIN94 SPLIT PIN DIN94
	107-028-00	20	PASADOR DIN94 SPLIT PIN DIN94
	107-029-00	14	PASADOR DIN94 SPLIT PIN DIN94
	107-030-00	7	PASADOR DIN94 SPLIT PIN DIN94
	107-032-00	15	PASADOR DIN94 SPLIT PIN DIN94
401.02020.66	107-022-00	19	PASADOR DIN94 SPLIT PIN DIN94
401.03040.60	107-013-00	20	PASADOR DIN94 SPLIT PIN DIN94

Referencia Reference	Tabla Board	Fig. Nº Fig. Nr	Denominación Denomination
401.04050.60	107-012-00	43	PASADOR DIN94 SPLIT PIN DIN94
401.25030.60	107-012-00	10	PASADOR DIN94 SPLIT PIN DIN94
401.25040.60	107-025-00	15	PASADOR DIN94 SPLIT PIN DIN94
402.04020.00	107-020-00	3	
	107-021-00	3	
	107-028-00	8	PASADOR DIN1481 ROLL PIN DIN1481
402.04040.00	107-020-00	7	PASADOR DIN1481 ROLL PIN DIN1481
402.05030.00	107-006-00	12	PASADOR DIN1481 ROLL PIN DIN1481
402.06015.00	107-002-00	10	PASADOR DIN1481 ROLL PIN DIN1481
402.06030.00	107-029-00	7	PASADOR DIN1481 ROLL PIN DIN1481
402.07030.00	107-006-00	8	PASADOR DIN1481 ROLL PIN DIN1481
402.07045.00	107-006-00	7	PASADOR DIN1481 ROLL PIN DIN1481
402.35030.00	107-029-00	8	PASADOR DIN1481 ROLL PIN DIN1481
403.06020.00	107-015-00	12	PASADOR DIN6325
403.10030.00	107-006-00	11	PASADOR DIN6325
403.10035.00	107-015-00	17	PASADOR DIN6325
472.00007.00	107-027-00	29	MAT. PERFIL GOMA RUBBER PROFILE MAT.
472.04015.00	107-041-00	10	MAT. PERFIL GOMA RUBBER PROFILE MAT.
502.03000.60	107-055-00	15	REMACHE DIN1476 RIVET DIN1476
502.05000.66	107-004-00	7	
601.06025.86	107-054-00	3	TORNILLO DIN912 SCREW DIN912
601.06045.86	107-042-00	20	
	107-043-00	12	
601.08020.86	107-015-00	8	TORNILLO DIN912 SCREW DIN912
	107-051-00	14	TORNILLO DIN912 SCREW DIN912
601.08022.86	107-013-00	2	TORNILLO DIN912 SCREW DIN912
601.08040.86	107-015-00	16	TORNILLO DIN912 SCREW DIN912
601.10030.86	107-020-00	2	TORNILLO DIN912 SCREW DIN912
601.12025.86	107-044-00	3	
	107-051-00	10	
603.05015.86	935-047-00	43	TORNILLO DIN933 SCREW DIN933
	107-056-00	6	TORNILLO DIN933 SCREW DIN933
603.05020.86	107-027-00	16	TORNILLO DIN933 SCREW DIN933
603.06010.86	107-042-00	2	TORNILLO DIN933 SCREW DIN933
603.06015.86	107-002-00	4	TORNILLO DIN933 SCREW DIN933
	107-002-00	9	TORNILLO DIN933 SCREW DIN933
	107-006-00	4	TORNILLO DIN933 SCREW DIN933
	107-012-00	14	TORNILLO DIN933 SCREW DIN933
	107-013-00	7	TORNILLO DIN933 SCREW DIN933
	107-022-00	2	TORNILLO DIN933 SCREW DIN933
	107-046-00	17	TORNILLO DIN933 SCREW DIN933
	107-049-00	8	TORNILLO DIN933 SCREW DIN933
	107-052-00	22	TORNILLO DIN933 SCREW DIN933
	935-047-00	11	TORNILLO DIN933 SCREW DIN933
603.06015.96	107-037-00	19	
	107-050-00	6	
603.06020.86	107-019-00	12	TORNILLO DIN933 SCREW DIN933
	107-041-00	4	TORNILLO DIN933 SCREW DIN933
603.06025.86	107-019-00	1	TORNILLO DIN933 SCREW DIN933
	107-021-00	21	TORNILLO DIN933 SCREW DIN933
603.06030.86	107-052-00	27	TORNILLO DIN933 SCREW DIN933
	935-047-00	33	TORNILLO DIN933 SCREW DIN933
603.07040.86	107-022-00	11	TORNILLO DIN933 SCREW DIN933
603.08012.86	107-042-00	9	TORNILLO DIN933 SCREW DIN933
603.08015.86	107-006-00	2	TORNILLO DIN933 SCREW DIN933
	107-037-00	9	TORNILLO DIN933 SCREW DIN933
	107-051-00	19	TORNILLO DIN933 SCREW DIN933
	935-045-00	10	TORNILLO DIN933 SCREW DIN933
603.08020.86	107-001-00	8	TORNILLO DIN933 SCREW DIN933
	107-027-00	22	TORNILLO DIN933 SCREW DIN933
	107-029-00	12	TORNILLO DIN933 SCREW DIN933
	107-032-00	18	TORNILLO DIN933 SCREW DIN933
	107-049-00	9	TORNILLO DIN933 SCREW DIN933
	107-052-00	39	TORNILLO DIN933 SCREW DIN933
	935-047-00	26	TORNILLO DIN933 SCREW DIN933
	107-037-00	4	
603.08025.00	107-008-00	2	
	107-008-00	2	
603.08025.86	107-011-00	13	TORNILLO DIN933 SCREW DIN933
	107-037-00	26	TORNILLO DIN933 SCREW DIN933
	107-039-00	6	TORNILLO DIN933 SCREW DIN933
	107-049-00	3	TORNILLO DIN933 SCREW DIN933



Referencia Reference	Tabla Board	Fig. Nº Fig. Nr	Denominación Denomination
603.08030.86	935-045-00	8	TORNILLO DIN933 SCREW DIN933
	107-015-00	14	TORNILLO DIN933 SCREW DIN933
	107-026-00	16	TORNILLO DIN933 SCREW DIN933
603.08045.86	107-005-00	2	TORNILLO DIN933 SCREW DIN933
	107-043-00	6	TORNILLO DIN933 SCREW DIN933
603.09030.86	107-012-00	21	TORNILLO DIN933 SCREW DIN933
603.10020.86	107-052-00	33	TORNILLO DIN933 SCREW DIN933
	935-047-00	17	TORNILLO DIN933 SCREW DIN933
603.10025.86	107-005-00	15	TORNILLO DIN933 SCREW DIN933
603.10025.96	107-015-00	19	TORNILLO DIN933 SCREW DIN933
603.10035.86	107-023-00	12	TORNILLO DIN933 SCREW DIN933
603.10080.86	107-012-00	27	TORNILLO DIN933 SCREW DIN933
603.12020.86	107-056-00	10	TORNILLO DIN933 SCREW DIN933
603.12025.86	107-005-00	11	TORNILLO DIN933 SCREW DIN933
	107-005-00	14	TORNILLO DIN933 SCREW DIN933
603.12030.86	107-039-00	9	TORNILLO DIN933 SCREW DIN933
603.12035.86	107-015-00	26	TORNILLO DIN933 SCREW DIN933
603.12050.86	107-043-00	21	TORNILLO DIN933 SCREW DIN933
603.16030.86	107-042-00	12	TORNILLO DIN933 SCREW DIN933
603.16040.86	107-058-00	2	TORNILLO DIN933 SCREW DIN933
603.16050.86	107-042-00	11	TORNILLO DIN933 SCREW DIN933
604.08035.86	107-004-00	26	TORNILLO DIN931 SCREW DIN931
604.08040.86	107-022-00	8	TORNILLO DIN931 SCREW DIN931
	107-032-00	8	TORNILLO DIN931 SCREW DIN931
604.08070.86	107-032-00	7	TORNILLO DIN931 SCREW DIN931
604.08080.86	107-018-00	3	TORNILLO DIN931 SCREW DIN931
604.10035.86	107-029-00	20	TORNILLO DIN931 SCREW DIN931
604.10055.86	107-027-00	27	TORNILLO DIN931 SCREW DIN931
604.14080.86	107-005-00	4	
	107-027-00	2	TORNILLO DIN931 SCREW DIN931
604.16090.86	107-027-00	12	TORNILLO DIN931 SCREW DIN931
604.16100.86	107-027-00	11	TORNILLO DIN931 SCREW DIN931
604.16130.86	107-027-00	10	
604.16150.86	107-027-00	9	TORNILLO DIN931 SCREW DIN931
605.10020.66	107-037-00	6	TORNILLO DIN603 SCREW DIN603
605.10025.86	107-040-00	2	
612.08025.86	107-021-00	9	TORNILLO DIN914 SCREW DIN814
618.08020.86	107-008-00	11	TORNILLO DIN7991 SCREW DIN7991
	107-008-00	11	TORNILLO DIN7991 SCREW DIN7991
621.51320.86	107-002-00	2	
624.06015.66	107-008-00	23	TORNILLO DIN963 SCREW DIN63
	107-008-00	23	TORNILLO DIN963 SCREW DIN63
630.06015.86	107-028-00	4	TORNILLO ISO7380 SCREW ISO7380
	107-039-00	15	TORNILLO ISO7380 SCREW ISO7380
	107-053-00	9	TORNILLO ISO7380 SCREW ISO7380
	935-046-00	3	TORNILLO ISO7380 SCREW ISO7380
	935-048-00	3	TORNILLO ISO7380 SCREW ISO7380
630.06020.96	107-060-00	6	TORNILLO ISO7380 SCREW ISO7380
630.08020.96	107-003-00	5	TORNILLO ISO7380 SCREW ISO7380
	107-004-00	12	TORNILLO ISO7380 SCREW ISO7380
	107-032-00	3	TORNILLO ISO7380 SCREW ISO7380
	107-036-00	3	TORNILLO ISO7380 SCREW ISO7380
	107-037-00	15	TORNILLO ISO7380 SCREW ISO7380
630.08025.96	107-004-00	3	TORNILLO ISO7380 SCREW ISO7380
630.08070.96	107-048-00	2	TORNILLO ISO7380 SCREW ISO7380
630.10030.96	107-033-00	5	TORNILLO ISO7380 SCREW ISO7380
701.05000.66	107-056-00	7	TUERCA DIN934 NUT DIN934
701.05000.86	107-027-00	17	
701.06000.66	107-028-00	5	TUERCA DIN934 NUT DIN934
	107-028-00	14	TUERCA DIN934 NUT DIN934
	107-036-00	6	TUERCA DIN934 NUT DIN934
	107-041-00	6	TUERCA DIN934 NUT DIN934
	107-052-00	24	TUERCA DIN934 NUT DIN934
	107-052-00	30	TUERCA DIN934 NUT DIN934
	935-047-00	13	TUERCA DIN934 NUT DIN934
	935-047-00	31	TUERCA DIN934 NUT DIN934
	107-060-00	7	TUERCA DIN934 NUT DIN934
701.07000.66	107-022-00	10	TUERCA DIN934 NUT DIN934
701.07000.86	107-029-00	16	TUERCA DIN934 NUT DIN934
701.08000.20	107-027-00	25	
701.08000.66	107-003-00	7	TUERCA DIN934 NUT DIN934
	107-012-00	9	TUERCA DIN934 NUT DIN934

Referencia Reference	Tabla Board	Fig. Nº Fig. Nr	Denominación Denomination
	107-012-00	16	TUERCA DIN934 NUT DIN934
	107-021-00	8	TUERCA DIN934 NUT DIN934
	107-032-00	6	TUERCA DIN934 NUT DIN934
	107-032-00	19	TUERCA DIN934 NUT DIN934
	107-037-00	23	TUERCA DIN934 NUT DIN934
	107-049-00	12	TUERCA DIN934 NUT DIN934
	107-051-00	22	TUERCA DIN934 NUT DIN934
	107-052-00	41	TUERCA DIN934 NUT DIN934
	935-045-00	13	TUERCA DIN934 NUT DIN934
	935-047-00	28	TUERCA DIN934 NUT DIN934
701.09000.66	107-011-00	17	TUERCA DIN934 NUT DIN934
701.10000.66	107-008-00	21	TUERCA DIN934 NUT DIN934
	107-008-00	21	TUERCA DIN934 NUT DIN934
	107-023-00	11	TUERCA DIN934 NUT DIN934
	107-029-00	19	TUERCA DIN934 NUT DIN934
	107-037-00	24	TUERCA DIN934 NUT DIN934
	107-040-00	4	TUERCA DIN934 NUT DIN934
701.12000.66	107-015-00	27	TUERCA DIN934 NUT DIN934
701.14000.66	107-005-00	9	TUERCA DIN934 NUT DIN934
	107-052-00	49	TUERCA DIN934 NUT DIN934
701.16000.66	107-025-00	18	TUERCA DIN934 NUT DIN934
	107-027-00	15	TUERCA DIN934 NUT DIN934
708.08000.66	107-013-00	4	
708.16000.66	107-013-00	15	TUERCA DIN934 NUT DIN934
709.10000.66	107-003-00	12	TUERCA DIN936 NUT DIN936
709.14000.66	935-047-00	44	TUERCA DIN936 NUT DIN936
710.14000.66	107-025-00	6	TUERCA DIN935 CASTELL. NUT DIN935
711.06000.66	107-021-00	20	TUERCA DIN982 NUT DIN982
	107-039-00	17	TUERCA DIN982 NUT DIN982
	107-041-00	2	TUERCA DIN982 NUT DIN982
	107-054-00	5	TUERCA DIN982 NUT DIN982
	107-056-00	2	TUERCA DIN982 NUT DIN982
	107-056-00	5	TUERCA DIN982 NUT DIN982
711.08000.66	107-004-00	5	TUERCA DIN982 NUT DIN982
	107-011-00	8	TUERCA DIN982 NUT DIN982
711.10000.66	107-040-00	5	TUERCA DIN982 NUT DIN982
711.12000.66	107-015-00	24	TUERCA DIN982 NUT DIN982
	107-043-00	23	TUERCA DIN982 NUT DIN982
711.14000.66	107-027-00	6	TUERCA DIN982 NUT DIN982
718.18000.66	107-025-00	3	TUERCA DIN982 NUT DIN982
727.06004.86	107-037-00	17	TUERCA ENJALADA CAPTIVE NUT
810.00000.00	935-045-00	21	
901.08000.33	107-012-00	13	ENGRAS. DIN71412-A GREASER DIN71412-A
	107-015-00	7	ENGRAS. DIN71412-A GREASER DIN71412-A
	107-023-00	3	ENGRAS. DIN71412-A GREASER DIN71412-A
	107-024-00	4	ENGRAS. DIN71412-A GREASER DIN71412-A
	107-025-00	5	ENGRAS. DIN71412-A GREASER DIN71412-A
	107-027-00	7	ENGRAS. DIN71412-A GREASER DIN71412-A
	107-029-00	6	ENGRAS. DIN71412-A GREASER DIN71412-A
901.08000.66	107-046-00	19	
901.10000.33	107-042-00	19	ENGRAS. DIN71412-A GREASER DIN71412-A
904.12000.00	107-021-00	12	ANILLO DIN471 SNAP RING DIN471
904.14000.00	107-019-00	18	ANILLO DIN471 SNAP RING DIN471
	107-021-00	7	ANILLO DIN471 SNAP RING DIN471
904.20000.00	107-009-00	13	ANILLO DIN471 SNAP RING DIN471
904.25000.00	107-010-00	14	ANILLO DIN471 SNAP RING DIN471
904.30000.00	107-009-00	4	ANILLO DIN471 SNAP RING DIN471
905.45000.00	107-011-00	20	ANILLO DIN472 SNAP RING DIN472
905.52000.00	107-009-00	15	ANILLO DIN472 SNAP RING DIN472
	107-010-00	11	ANILLO DIN472 SNAP RING DIN472
	107-016-00	24	ANILLO DIN472 SNAP RING DIN472
905.62000.00	107-009-00	38	ANILLO DIN472 SNAP RING DIN472
905.72000.00	107-016-00	31	ANILLO DIN472 SNAP RING DIN472
905.80000.00	107-012-00	31	ANILLO DIN472 SNAP RING DIN472
906.35000.00	107-016-00	32	ARANDELA DIN6799 WASHER DIN6799
	107-018-00	7	ARANDELA DIN6799 WASHER DIN6799
907.35008.00	107-016-00	33	TUERCA DIN934 NUT DIN934
	107-018-00	5	TUERCA DIN934 NUT DIN934
908.08000.66	107-009-00	33	
910.35348.00	107-009-00	21	AGUJA DIN5402 NEEDLE DIN5402
912.08000.66	107-004-00	10	
	107-030-00	10	

Referencia Reference	Tabla Board	Fig. N° Fig. Nr	Denominación Denomination	
912.08016.66	107-004-00	20	ABRAZAD. DIN3017	CLAMP DIN3017
912.09000.66	107-049-00	16	ABRAZADERA	CLAMP
912.20032.66	107-047-00	5		
912.32050.66	107-003-00	9	ABRAZAD. DIN3017	CLAMP DIN3017
	107-017-00	4	ABRAZAD. DIN3017	CLAMP DIN3017
912.32050.66	107-026-00	4	ABRAZAD. DIN3017	CLAMP DIN3017
912.40060.66	107-003-00	2	ABRAZADERA.	CLAMP
914.62000.00	107-009-00	3	ANILLO DIN2200	RING DIN2200
923.16030.00	107-029-00	4	COJINETE CIL.	BEARING CYL.
923.18030.00	107-023-00	10	COJINETE CIL.	BEARING CYL.
926.30003.00	107-025-00	12	DISCO AXIAL	DISK AXIAL
928.45000.60	107-001-00	15	ABRAZADERA ALAM.	CLAMP WIRE
929.05000.00	107-030-00	19	SOP. GUIA TUBO	TUBE GUIDE SUPPORT
935.47051.00	107-001-00	4		
937.28002.00	107-019-00	7	ANILLO DIN471*	SNAP RING DIN471*
EL.20001.00	107-042-00	1		
EL.20002.00	107-042-00	4		
EL.20003.00	107-042-00	5		
EL.20004.00	107-042-00	6		
EL.20005.00	107-042-00	7		
EL.20006.00	107-042-00	21		
EL.20007.00	107-042-00	22		
EL.20008.00	107-043-00	1		
EL.20009.00	107-043-00	2		
EL.20010.00	107-043-00	3		
EL.20011.00	107-043-00	4		
EL.20012.00	107-043-00	5		
EL.20013.00	107-043-00	8		
EL.20014.00	107-043-00	9		
EL.20015.00	107-043-00	13		
EL.20016.00	107-043-00	14		
EL.20017.00	107-044-00	1		
EL.20018.00	107-044-00	2		
EL.20019.00	107-044-00	4		
EL.20020.00	107-044-00	5		
EL.20021.00	107-044-00	6		
EL.20022.00	107-044-00	7		
EL.20023.00	107-045-00	1		
EL.20024.00	107-045-00	2		
EL.20025.00	107-045-00	3		
EL.20026.00	107-045-00	4		
EL.20027.00	107-045-00	5		
EL.20028.00	107-045-00	6		
EL.20029.00	107-045-00	7		
EL.20030.00	107-045-00	8		
EL.20031.00	107-045-00	9		
EL.20032.00	107-045-00	10		

